



## Model Number

**NBN8-12GM50-E0-V1**

## Features

- 8 mm non-flush
- Increased operating distance

## Accessories

### BF 12

Mounting flange, 12 mm

### V1-W

Female connector, M12, 4-pin, field attachable

### V1-G-2M-PUR

Female cordset, M12, 4-pin, PUR cable

### V1-W-2M-PUR

Female cordset, M12, 4-pin, PUR cable

## Technical Data

### General specifications

Switching element function		NPN	NO
Rated operating distance	$s_n$	8 mm	
Installation		non-flush	
Output polarity		DC	
Assured operating distance	$s_a$	0 ... 6.48 mm	
Reduction factor $r_{Al}$		0.39	
Reduction factor $r_{Cu}$		0.3	
Reduction factor $r_{304}$		0.7	
Reduction factor $r_{Brass}$		0.45	

### Nominal ratings

Operating voltage	$U_B$	10 ... 30 V
Switching frequency	$f$	0 ... 1500 Hz
Hysteresis	$H$	typ. 5%
Reverse polarity protection		reverse polarity protected
Short-circuit protection		pulsing
Voltage drop	$U_d$	$\leq 3$ V
Operating current	$I_L$	0 ... 200 mA
No-load supply current	$I_0$	$\leq 16$ mA
Switching state indicator		Multihole-LED, yellow

### Functional safety related parameters

MTTF <sub>d</sub>	1702 a
Mission Time ( $T_M$ )	20 a
Diagnostic Coverage (DC)	0 %

### Ambient conditions

Ambient temperature	-25 ... 70 °C (-13 ... 158 °F)
---------------------	--------------------------------

### Mechanical specifications

Connection type	Connector M12 x 1, 4-pin
Housing material	brass, nickel-plated
Sensing face	PBT
Degree of protection	IP67

### General information

Scope of delivery	2 self locking nuts in scope of delivery
-------------------	--

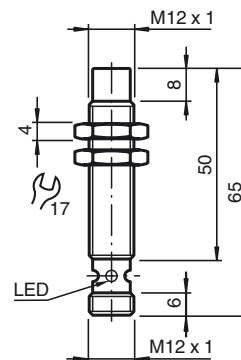
### Compliance with standards and directives

Standard conformity	
Standards	EN 60947-5-2:2007 IEC 60947-5-2:2007

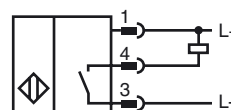
### Approvals and certificates

EAC conformity	TR CU 020/2011
UL approval	cULus Listed, General Purpose
CSA approval	cCSAus Listed, General Purpose
CCC approval	CCC approval / marking not required for products rated $\leq 36$ V

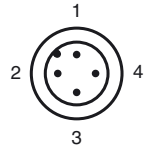
## Dimensions



## Electrical Connection



Pinout



Wire colors in accordance with EN 60947-5-2

1	BN	(brown)
2	WH	(white)
3	BU	(blue)
4	BK	(black)