

Inductive sensor

NBB1,5-F41A-E2

- 1.5 mm flush
- 3-wire DC
- Metal housing

Dimensions

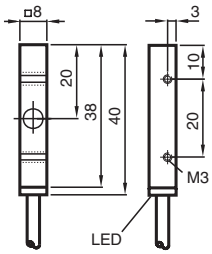

Technical Data

General specifications		
Switching function		Normally open (NO)
Output type		PNP
Rated operating distance	s_n	1.5 mm
Installation		flush
Output polarity		DC
Assured operating distance	s_a	0 ... 1.215 mm
Reduction factor r_{Al}		0.45
Reduction factor r_{Cu}		0.35
Reduction factor r_{304}		0.75
Output type		3-wire
Nominal ratings		
Operating voltage	U_B	10 ... 30 V DC
Switching frequency	f	0 ... 1500 Hz
Hysteresis	H	typ. 3 %
Reverse polarity protection		reverse polarity protected
Short-circuit protection		pulsing

Release date: 2024-05-28 Date of issue: 2024-06-05 Filename: 085655_eng.pdf

Technical Data

Voltage drop	U_d	≤ 3 V
Operating current	I_L	0 ... 100 mA
Off-state current	I_r	0 ... 0.5 mA typ.
No-load supply current	I_0	≤ 15 mA
Time delay before availability	t_v	≤ 20 ms
Switching state indicator		LED, yellow
Functional safety related parameters		
$MTTF_d$		1528 a
Mission Time (T_M)		20 a
Diagnostic Coverage (DC)		0 %
Compliance with standards and directives		
Standard conformity		
Standards		EN IEC 60947-5-2
Approvals and certificates		
UL approval		cULus Listed, General Purpose
CCC approval		CCC approval / marking not required for products rated ≤36 V
Ambient conditions		
Ambient temperature		-25 ... 70 °C (-13 ... 158 °F)
Mechanical specifications		
Connection type		cable PVC , 2 m
Core cross section		0.14 mm^2
Housing material		brass, nickel-plated
Sensing face		PBT
Degree of protection		IP67
Mass		13.5 g
Dimensions		
Height		8 mm
Width		8 mm
Length		40 mm

Connection

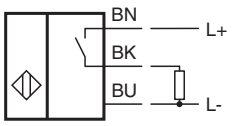

Release date: 2024-05-28 Date of issue: 2024-06-05 Filename: 085655_eng.pdf