



Retroreflective sensor

MLV41-54-G/102/123/124/126g



- Rugged series in corrosion-resistant metal housing
- Reliable recognition of reflective objects and clear glass
- Two machines in one: clear object detection or reflection operating mode with long range
- TEACH-IN switch for setting the contrast detection levels
- Automatic adjustment in case of soiling in contrast detection mode
- Resistant against noise: reliable operation under all conditions

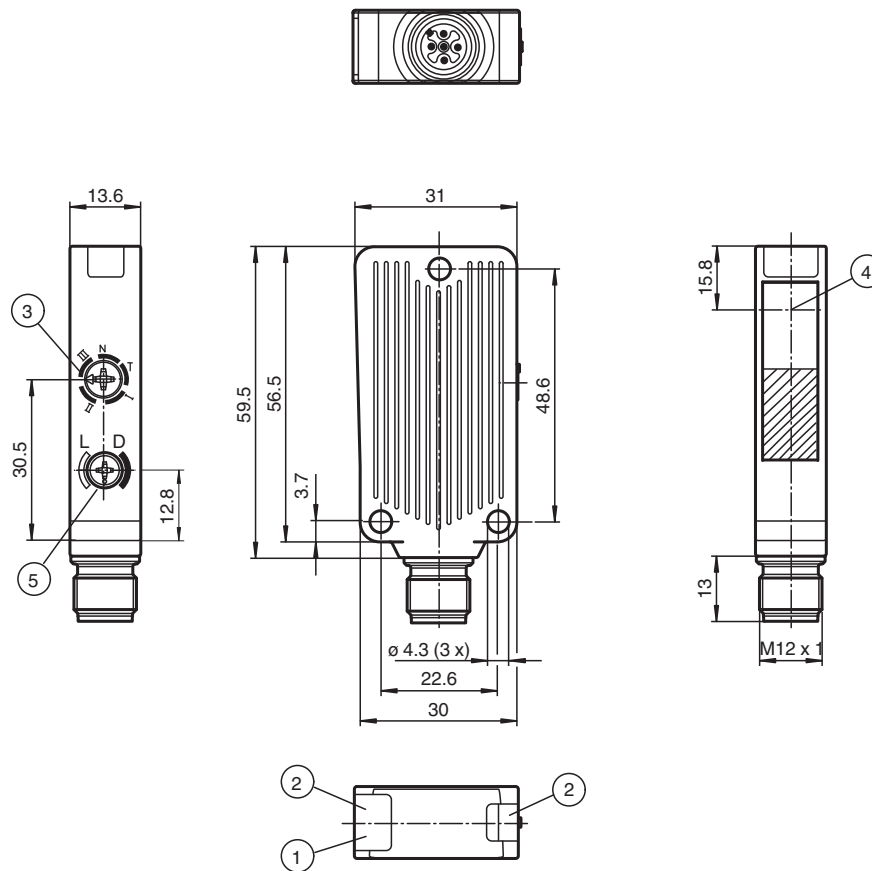
Robust retroreflective sensor for glass detection, compact housing design, 5.2 m detection range, red light, light/dark on, NPN output, weak signal output, M12 plug



Function

The unique and extremely popular design of the MLV41 series enables it to be mounted correctly in confined areas and offers all the functions that are normally only found on larger photoelectric sensors. The MLV41 series comes with a range of functions. For example, highly visible status LEDs on the front and back, resistance to ambient light, crosstalk protection and universally applicable output stages that permit every possible switching logic and polarity to be realized. The enhanced resistance to ambient light ensures reliable operation even where modern energy-saving lamps with electronic ballasts are in use. The same applies where multiple devices are present, i.e. the use of a number of sensors in the same vicinity causes no problems.

Dimensions



Technical Data

General specifications	
Effective detection range	0 ... 4 m in TEACH mode 0 ... 5.2 m at switch position "N"
Reflector distance	0 ... 4 m in TEACH mode 0 ... 5.2 m at switch position "N"
Threshold detection range	6.5 m
Reference target	H85-2 reflector
Light source	LED
Light type	modulated visible red light , 660 nm
Polarization filter	yes
Angle deviation	max. $\pm 1^\circ$
Diameter of the light spot	approx. 100 mm at detection range 4 m
Opening angle	1.5 °
Ambient light limit	40000 Lux
Functional safety related parameters	
MTTF _d	900 a
Mission Time (T _M)	20 a
Diagnostic Coverage (DC)	0 %
Indicators/operating means	
Operation indicator	LED green, statically lit Power on , Undervoltage indicator: Green LED, pulsing (approx. 0.8 Hz) , short-circuit : LED green flashing (approx. 4 Hz)
Function indicator	2 LEDs yellow for switching state, stability control, TEACH-IN and contrast detection mode

Release date: 2023-04-04 Date of issue: 2023-04-04 Filename: 183437_eng.pdf

Refer to "General Notes Relating to Pepperl+Fuchs Product Information".

 Pepperl+Fuchs Group
www.pepperl-fuchs.com

 USA: +1 330 486 0001
fa-info@us.pepperl-fuchs.com

 Germany: +49 621 776 1111
fa-info@de.pepperl-fuchs.com

 Singapore: +65 6779 9091
fa-info@sg.pepperl-fuchs.com

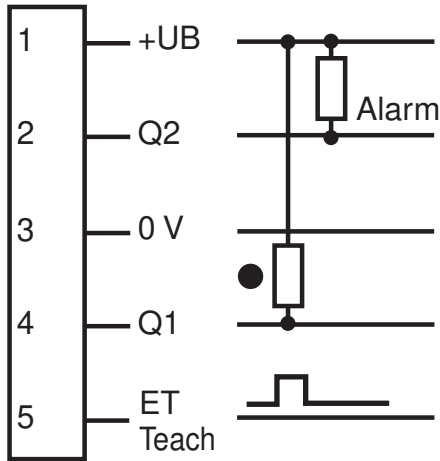
Technical Data

Control elements		rotary switch for light/dark, 5-step switch for contrast recognition adjustment
Contrast detection levels		10 % - clean, water filled PET bottles 18 % - clear glass bottles 40 % - colored glass or opaque materials adjustable due to Teach-In switch
Electrical specifications		
Operating voltage	U_B	10 ... 30 V DC
Ripple		max. 10 %
No-load supply current	I_0	max. 35 mA
Input		
Function input		Ext. Teach-In input (ET)
Output		
Stability alarm output		1 NPN function reserve output (alarm), short-circuit protected, reverse polarity protected, open collector
Switching type		light/dark on switchable
Signal output		1 NPN output, short-circuit protected, reverse polarity protected, open collector
Switching voltage		max. 30 V DC
Switching current		max. 100 mA
Voltage drop	U_d	≤ 2.5 V DC
Switching frequency	f	1000 Hz
Response time		0.5 ms
Conformity		
Product standard		EN 60947-5-2
Approvals and certificates		
Protection class		II, rated voltage ≤ 50 V AC with pollution degree 1-2 according to IEC 60664-1, functional insulation acc. to DIN EN 50178
UL approval		cULus Listed 57M3 (Only in association with UL Class 2 power supply; Type 1 enclosure)
CCC approval		CCC approval / marking not required for products rated ≤ 36 V
Ambient conditions		
Ambient temperature		-40 ... 60 °C (-40 ... 140 °F)
Storage temperature		-40 ... 75 °C (-40 ... 167 °F)
Mechanical specifications		
Housing width		31 mm
Housing height		56.5 mm
Housing depth		13.6 mm
Degree of protection		IP67
Connection		5-pin, M12 x 1 connector
Material		
Housing		Aluminum, Delta-Seal coated
Optical face		glass pane
Connector		metal
Mass		50 g

Release date: 2023-04-04 Date of issue: 2023-04-04 Filename: 183437_eng.pdf

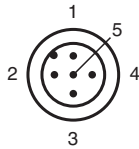
Connection Assignment

Option:



○ = Light on
● = Dark on

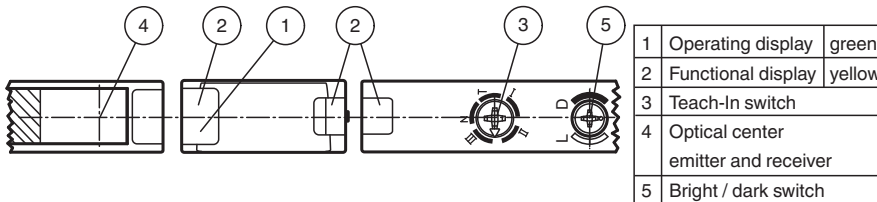
Connection Assignment



Wire colors in accordance with EN 60947-5-2

1	BN	(brown)
2	WH	(white)
3	BU	(blue)
4	BK	(black)
5	GY	(gray)

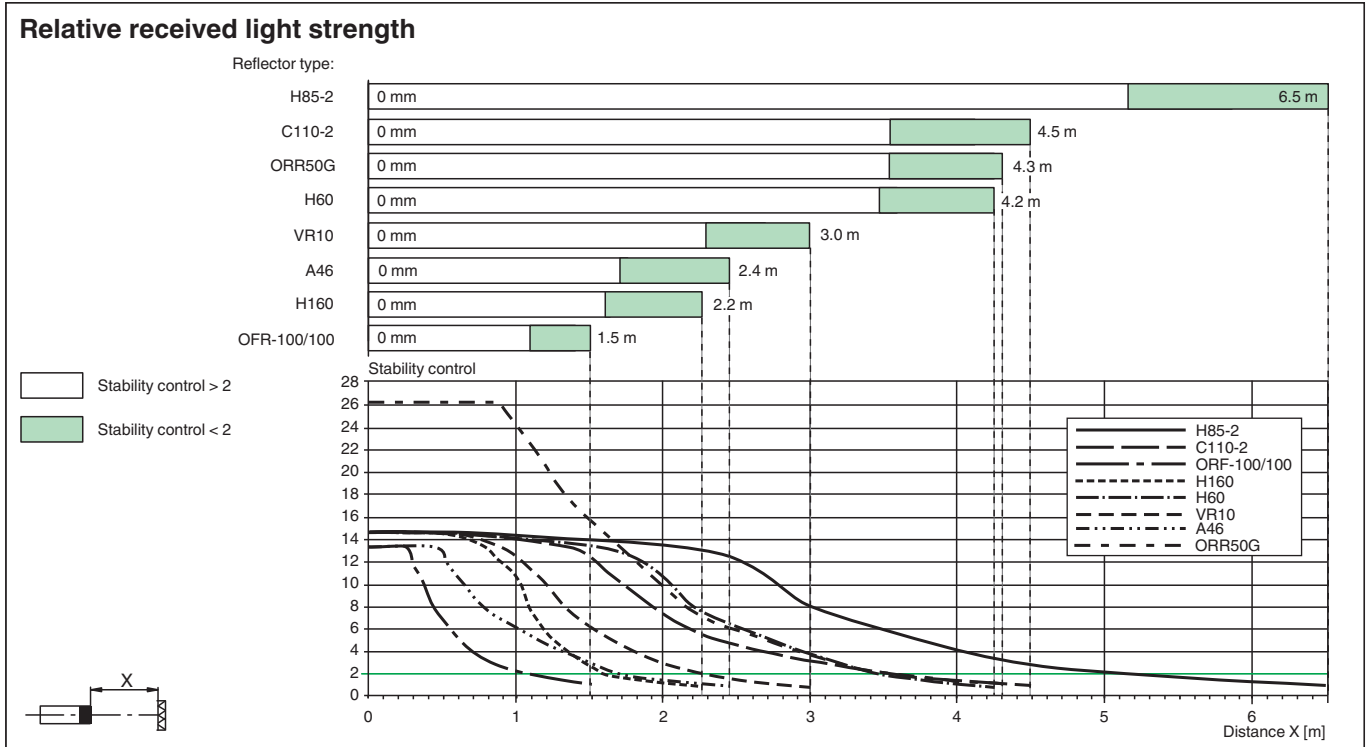
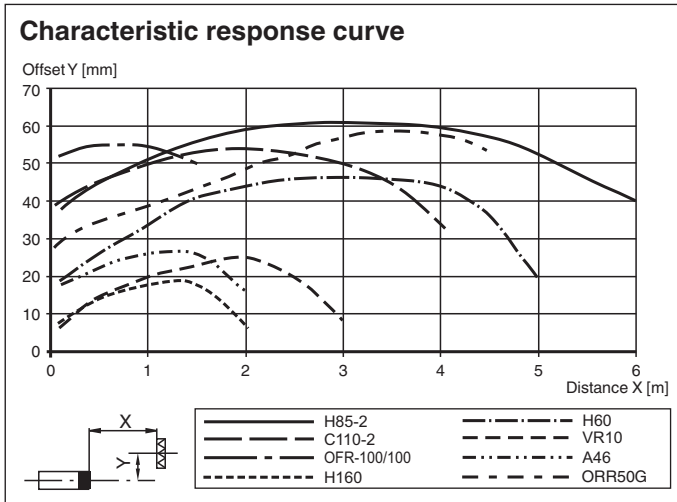
Assembly



1	Operating display	green
2	Functional display	yellow
3	Teach-In switch	
4	Optical center emitter and receiver	
5	Bright / dark switch	

Release date: 2023-04-04 Date of issue: 2023-04-04 Filename: 183437_eng.pdf

Characteristic Curve




Accessories

	OMH-09	Mounting bracket for Sensors series MLV41 for M12 rod mounting
	V15-G-2M-PUR	Female cordset single-ended M12 straight A-coded, 5-pin, PUR cable grey
	REF-H85-2	Reflector, rectangular 84.5 mm x 84.5 mm, mounting holes
	REF-H50	Reflector, rectangular 51 mm x 61 mm, mounting holes, fixing strap
	REF-VR10	Reflector, rectangular 60 mm x 19 mm, mounting holes

Release date: 2023-04-04 Date of issue: 2023-04-04 Filename: 183437_eng.pdf

Accessories

	<p>ORR50G</p>	<p>Reflector, rectangular 50.9 mm x 60.9 mm, mounting holes, fixing strap and polarization filter</p>
	<p>OFR-100/100</p>	<p>Reflective tape 100 mm x 100 mm</p>

Release date: 2023-04-04 Date of issue: 2023-04-04 Filename: 183437_eng.pdf

Refer to "General Notes Relating to Pepperl+Fuchs Product Information".

Pepperl+Fuchs Group
www.pepperl-fuchs.com

USA: +1 330 486 0001
fa-info@us.pepperl-fuchs.com

Germany: +49 621 776 1111
fa-info@de.pepperl-fuchs.com

Singapore: +65 6779 9091
fa-info@sg.pepperl-fuchs.com

Teach-In

Instructions for the TEACH-IN mode:

Step	Switch position	LED green	LED yellow	Time/ Frequency	Explanations/ Remarks
1	N	on	flashes	4/s	In switch position "N" aligned with reflector. Reflector detected without functional reserve .
	N	on	on	-	In switch position "N" aligned with reflector. Reflector detected with functional reserve (recommended).
2	T	off/on	on	200 ms	A new switch position is indicated by the green LED going out briefly. This applies also for the selection of the other switch positions.
	T	flashes	flashes	2.5 s	<i>Slow</i> alternating flashing: TEACH-IN process correctly executed. Max. duration of the TEACH-IN process: 2 s
	T	flashes	flashes	8/s	<i>Rapid</i> alternating flashing: TEACH-IN process not correctly executed. (e.g. receiver signal not sufficient, sensor not correctly aligned with reflector) Status is terminated by turning switch to position N.
3/1	I	on	on	-	Contrast detection 10 % is activated. (e.g. clean PET bottles filled with water)
3/2	II	on	on	-	Contrast detection 18 % is activated. (e.g. bottles made of clear glass)
3/3	III	on	on	-	Contrast detection 40 % is activated. (e.g. tinted glass or intransparent materials)

Alarm output:
Switch position "N":

Inactive if the functional reserve is used after approx. 5 sec. Immediately inactive if 8 light beam interruptions occur within the flashing time.

Ext. TEACH input:

In switch position "T" it is possible to trigger a TEACH-IN process and to select the corresponding contrast detection level by the external application of a High pulse of a certain width:

I: 50 ms	(30 ... 80 ms)
II: 150 ms	(120 ... 180 ms)
III: 250 ms	(220 ... 280 ms)
N: 350 ms	(320 ... 380 ms)