


# Female cordset

## V1-G-30M-PVC



- Degree of protection IP68 / IP69
- Specific design protects against loosening and inaccurate installation

Female cordset single-ended M12 straight A-coded, 4-pin, PVC cable grey



### Dimensions



### Technical Data

#### General specifications

|                   |  |                  |
|-------------------|--|------------------|
| Connector 1       |  |                  |
| Connection        |  | socket           |
| Construction type |  | M12              |
| Style             |  | straight         |
| Locking           |  | screw connection |
| Number of pins    |  | 4                |
| Coding            |  | A-coded          |
| Connector 2       |  |                  |
| Connection        |  | cable end        |

#### Electrical specifications

|                   |       |                  |
|-------------------|-------|------------------|
| Operating voltage | $U_B$ | max. 250 V AC/DC |
| Operating current | $I_B$ | max. 4 A         |

#### Conformity

|                      |  |                                     |
|----------------------|--|-------------------------------------|
| Degree of protection |  | EN 60529                            |
| Plug connection      |  | connector M12 x 1 : IEC 61076-2-101 |
| Flammability         |  | IEC 60332-2-2                       |

#### Ambient conditions

|                     |  |                                |
|---------------------|--|--------------------------------|
| Ambient temperature |  |                                |
| Plug connector      |  | -40 ... 90 °C (-40 ... 194 °F) |
| Cable, fixed        |  | -25 ... 70 °C (-13 ... 158 °F) |
| Cable, flexing      |  | -5 ... 70 °C (23 ... 158 °F)   |
| Pollution degree    |  | 3                              |

#### Mechanical specifications

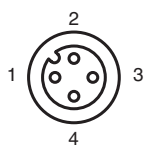
Release date: 2023-08-30 Date of issue: 2023-08-30 Filename: 193002\_eng.pdf

Refer to "General Notes Relating to Pepperl+Fuchs Product Information".

## Technical Data





|                        |   |   |
|------------------------|---|---|
| Plug connector         |   |   |
| Tightening torque      |   | 0.6 Nm  |
| Loosening protection   |   | available   |
| Tool installation      |   | straight knurling and hexagon nut SW = 14 mm                    |
| Mating cycles          |   | min. 100  |
| Degree of protection   |   | IP68 / IP69   |
| Cable                  |   |   |
| Sheath diameter        |   | 4.8 mm  |
| Bending radius         |   | > 10 x cable diameter, moving                                   |
| Sheath stripping force |   | max. 80 N / 300 mm  |
| Sheath color           |   | grey (similar to RAL 7001)                                      |
| Number of cores        |   | 4   |
| Core cross section     |   | 0.34 mm <sup>2</sup>  |
| Coresh color           |   | Core 1: brown<br>Core 2: white<br>Core 3: blue<br>Core 4: black |
| Core construction      |   | 19 x 0.15 mm Ø  |
| Length                 | L | 30 m  |
| Cable code             |   | Li Y YM 4 x 0,34  |
| <b>Material</b>        |   |   |
| Plug connector         |   |   |
| Screw connection       |   | Zinc diecast, nickel-plated                                     |
| Body                   |   | TPU, black  |
| Seal                   |   | FKM   |
| Contact surface        |   | gold plated (Au)  |
| Flammability           |   | V-2   |
| Cable                  |   |   |
| Sheathing              |   | PVC   |
| Core insulation        |   | PVC   |
| Flammability           |   | flame-resistant   |

## Connection



|   |       |    |
|---|-------|----|
| 1 | _____ | BN |
| 2 | _____ | WH |
| 3 | _____ | BU |
| 4 | _____ | BK |

## Accessories

|   |                          |                             |
|---|--------------------------|-----------------------------|
|  | <b>MH V1-SCREWDRIVER</b> | Torque screwdriver (0.6 Nm) |
|  | <b>MH V1-BIT M12</b>     | plug-in cap M12             |
|  | <b>V1/V3-LABELHOLDER</b> | Label holder                |
|  | <b>V1/V3-LABEL</b>       | Label plate                 |

Release date: 2023-08-30 Date of issue: 2023-08-30 Filename: 193002\_eng.pdf

Refer to "General Notes Relating to Pepperl+Fuchs Product Information".

Pepperl+Fuchs Group  
www.pepperl-fuchs.com

USA: +1 330 486 0001  
fa-info@us.pepperl-fuchs.com

Germany: +49 621 776 1111  
fa-info@de.pepperl-fuchs.com

Singapore: +65 6779 9091  
fa-info@sg.pepperl-fuchs.com

 **PEPPERL+FUCHS**

**Accessories**

|   |                              |  |
|---|------------------------------|--|
|  | <b>MH V1-Holder</b>          | Modular universal holder for M12 connectors      |
|  | <b>V1-CLIP</b>               | Unlocking protector for M12 connector            |
|  | <b>V1-MARKING-RING-COLOR</b> | Marking rings for M12 connectors, various colors |