


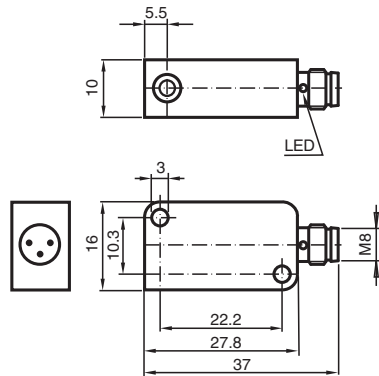
# Inductive sensor NBN6-V3-E3-V3



- 6 mm non-flush
- 3-wire DC



## Dimensions



## Technical Data

### General specifications

Switching function		Normally closed (NC)
Output type		PNP
Rated operating distance	$s_n$	6 mm
Installation		non-flush
Output polarity		DC
Assured operating distance	$s_a$	0 ... 4.8 mm
Reduction factor $r_{Al}$		0.35
Reduction factor $r_{Cu}$		0.2
Reduction factor $r_{304}$		0.7
Output type		3-wire

### Nominal ratings

Operating voltage	$U_B$	10 ... 30 V DC
Switching frequency	$f$	0 ... 1000 Hz
Reverse polarity protection		reverse polarity protected
Short-circuit protection		pulsing
Voltage drop	$U_d$	$\leq 3$ V
Operating current	$I_L$	0 ... 100 mA
Off-state current	$I_r$	0 ... 0.5 mA typ. 0.1 $\mu$ A at 25 °C
No-load supply current	$I_0$	$\leq 15$ mA

Release date: 2024-04-12 Date of issue: 2024-04-12 Filename: 225248\_eng.pdf

Refer to "General Notes Relating to Pepperl+Fuchs Product Information".

Pepperl+Fuchs Group  
www.pepperl-fuchs.com

USA: +1 330 486 0001  
fa-info@us.pepperl-fuchs.com

Germany: +49 621 776 1111  
fa-info@de.pepperl-fuchs.com

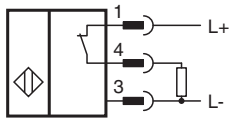
Singapore: +65 6779 9091  
fa-info@sg.pepperl-fuchs.com

**PF** PEPPERL+FUCHS

## Technical Data

Switching state indicator	LED, yellow
<b>Functional safety related parameters</b>	
MTTF <sub>d</sub>	1920 a
Mission Time (T <sub>M</sub> )	20 a
Diagnostic Coverage (DC)	0 %
<b>Compliance with standards and directives</b>	
Standard conformity	
Standards	EN 60947-5-2:2007 IEC 60947-5-2:2007
<b>Approvals and certificates</b>	
CCC approval	CCC approval / marking not required for products rated ≤36 V
<b>Ambient conditions</b>	
Ambient temperature	-25 ... 70 °C (-13 ... 158 °F)
<b>Mechanical specifications</b>	
Connection type	Connector plug M8 x 1 , 3-pin
Housing material	PBT
Sensing face	PBT
Degree of protection	IP67
Tightening torque, fastening screws	≤ 0.4 Nm
Dimensions	
Height	10.2 mm
Width	27.8 mm
Length	16 mm

## Connection



## Connection Assignment



Wire colors in accordance with EN 60947-5-2

1	BN	(brown)
3	BU	(blue)
4	BK	(black)