

Capacitive sensor

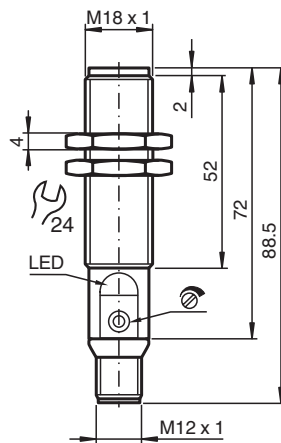
CBB8-18GK75-E2-V1



- 8 mm flush
- The switching distance can be set over a wide range with the potentiometer



Dimensions



Technical Data

General specifications		
Switching function		Normally open (NO)
Output type		PNP
Rated operating distance	s_n	1 ... 8 mm
Installation		flush
Output polarity		DC
Output type		3-wire
Nominal ratings		
Installation conditions		
A		0 mm
B		0 mm
C		16 mm
F		36 mm
Operating voltage	U_B	10 ... 30 V
Switching frequency	f	0 ... 100 Hz
Reverse polarity protection		reverse polarity protected
Short-circuit protection		pulsing

Release date: 2022-05-23 Date of issue: 2022-05-23 Filename: 237039_eng.pdf

Refer to "General Notes Relating to Pepperl+Fuchs Product Information".

Pepperl+Fuchs Group
www.pepperl-fuchs.com

USA: +1 330 486 0001
fa-info@us.pepperl-fuchs.com

Germany: +49 621 776 1111
fa-info@de.pepperl-fuchs.com

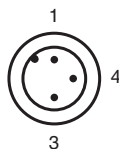
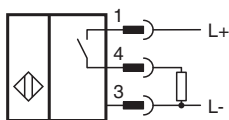
Singapore: +65 6779 9091
fa-info@sg.pepperl-fuchs.com

pf PEPPERL+FUCHS

Technical Data

Voltage drop	U_d	$\leq 1.5 \text{ V}$
Temperature drift		max. 20 % at -5 ... 55 °C (23 ... 131 °F)
Operating current	I_L	0 ... 100 mA
No-load supply current	I_0	$\leq 18 \text{ mA}$
Time delay before availability	t_v	max. 300 ms
Functional safety related parameters		
MTTF _d		343 a
Mission Time (T _M)		20 a
Diagnostic Coverage (DC)		0 %
Indicators/operating means		
LED green		Operating display
LED yellow		indication switching state
Potentiometer		sensitivity adjustment
Compliance with standards and directives		
Standard conformity		
Standards		EN 60947-5-2:2007 EN 60947-5-2/A1:2012 IEC 60947-5-2:2007 IEC 60947-5-2 AMD 1:2012
Approvals and certificates		
Protection class		II
UL approval		cULus Listed, General Purpose
CCC approval		CCC approval / marking not required for products rated $\leq 36 \text{ V}$
Ambient conditions		
Ambient temperature		-25 ... 85 °C (-13 ... 185 °F)
Mechanical specifications		
Connection type		Connector plug M12 x 1 , 3-pin
Housing material		PBT
Sensing face		PBT
Degree of protection		IP67

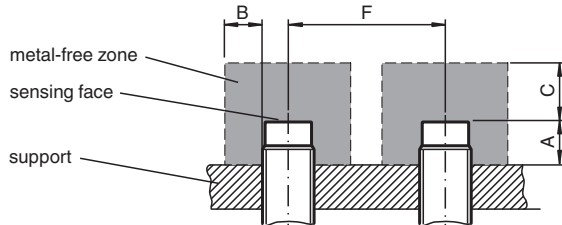
Connection






Wire colors in accordance with EN 60947-5-2

1	BN	(brown)
3	BU	(blue)
4	BK	(black)

Installation



Accessories

	BF 18	Mounting flange, 18 mm
	V1-G-2M-PUR	Female cordset single-ended M12 straight A-coded, 4-pin, PUR cable grey
	V1-W-2M-PUR	Female cordset single-ended M12 angled A-coded, 4-pin, PUR cable grey

Release date: 2022-05-23 Date of issue: 2022-05-23 Filename: 237039_eng.pdf

Refer to "General Notes Relating to Pepperl+Fuchs Product Information".

Pepperl+Fuchs Group
www.pepperl-fuchs.com

USA: +1 330 486 0001
fa-info@us.pepperl-fuchs.com

Germany: +49 621 776 1111
fa-info@de.pepperl-fuchs.com

Singapore: +65 6779 9091
fa-info@sg.pepperl-fuchs.com