


Inductive sensor

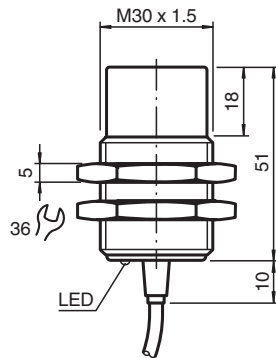
NBN25-30GM50-E2-M



- 25 mm non-flush
- Extended temperature range
-40 ... +85 °C
- E1-Type approval
- Increased noise immunity 100 V/m
- With increased sealing, protection class
IP68 / IP69K
- Highly shock and vibration resistant



Dimensions



Technical Data

| General specifications | | |
|------------------------------|-------|--------------------|
| Switching function | | Normally open (NO) |
| Output type | | PNP |
| Rated operating distance | s_n | 25 mm |
| Installation | | non-flush |
| Output polarity | | DC |
| Assured operating distance | s_a | 0 ... 20.25 mm |
| Reduction factor r_{Al} | | 0.5 |
| Reduction factor r_{Cu} | | 0.45 |
| Reduction factor r_{304} | | 0.7 |
| Reduction factor r_{Brass} | | 0.5 |
| Output type | | 3-wire |
| Nominal ratings | | |
| Installation conditions | | |
| A | | 28 mm |
| B | | 40 mm |
| C | | 75 mm |

Release date: 2023-01-25 Date of issue: 2023-01-25 Filename: 240190_eng.pdf

Refer to "General Notes Relating to Pepperl+Fuchs Product Information".

Pepperl+Fuchs Group
www.pepperl-fuchs.com

USA: +1 330 486 0001
fa-info@us.pepperl-fuchs.com

Germany: +49 621 776 1111
fa-info@de.pepperl-fuchs.com

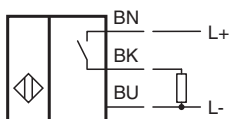
Singapore: +65 6779 9091
fa-info@sg.pepperl-fuchs.com

PEPPERL+FUCHS

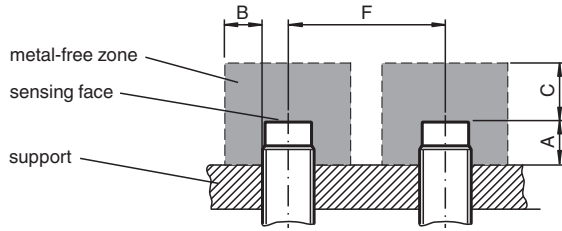
Technical Data

| | | |
|---|-----------|---|
| F | | 120 mm |
| Operating voltage | U_B | 5 ... 60 V |
| Switching frequency | f | 0 ... 200 Hz |
| Hysteresis | H | typ. 5% |
| Reverse polarity protection | | reverse polarity protected |
| Short-circuit protection | | pulsing |
| Inductive overvoltage protection | | yes |
| Surge suppression | | yes |
| Voltage drop | U_d | ≤ 2 V |
| Rated insulation voltage | U_{BIS} | 60 V |
| Operating current | I_L | 0 ... 200 mA |
| Off-state current | I_r | 0 ... 0.5 mA typ. 6 μ A at 25 °C |
| No-load supply current | I_0 | ≤ 7 mA |
| Time delay before availability | t_v | ≤ 220 ms |
| Switching state indicator | | LED, yellow |
| Functional safety related parameters | | |
| MTTF _d | | 830.5 a |
| Mission Time (T _M) | | 20 a |
| Diagnostic Coverage (DC) | | 0 % |
| Compliance with standards and directives | | |
| Standard conformity | | |
| Standards | | EN 60947-5-2:2007 EN 60947-5-2/A1:2012 IEC 60947-5-2:2007 IEC 60947-5-2 AMD 1:2012 |
| Approvals and certificates | | |
| UL approval | | cULus Listed, General Purpose, Class 2 Power Source |
| CSA approval | | cCSAus Listed, General Purpose, Class 2 Power Source |
| CCC approval | | Certified by China Compulsory Certification (CCC) |
| E1 Type approval | | 10R-04 |
| Ambient conditions | | |
| Ambient temperature | | -40 ... 85 °C (-40 ... 185 °F) |
| Storage temperature | | -40 ... 85 °C (-40 ... 185 °F) |
| Mechanical specifications | | |
| Connection type | | cable PUR , 2 m |
| Core cross section | | 3 x 0.75 mm ² |
| Housing material | | brass, nickel-plated |
| Sensing face | | PBT |
| Degree of protection | | IP68 / IP69K |
| Cable | | |
| Cable diameter | | 6 mm \pm 0.2 mm |
| Bending radius | | > 6 x cable diameter |
| Mass | | 190 g |

Connection



Installation



Technical Features

Interference immunity in accordance with
 DIN ISO 11452-2: 100 V/m
 Frequency band 20 MHz up to 2 GHz

Mains-borne interference in accordance with ISO 7637-2:

| | | | | | | | |
|-------------------|-----|-----|-----|-----|-----|-----|-----|
| Pulse | 1 | 2a | 2b | 3a | 3b | 4 | 5 |
| Severity level | III | III | III | III | III | III | III |
| Failure criterion | C | A | C | A | A | A | B |

| | |
|----------------|------------------------|
| EN 61000-4-2: | CD: 8 kV / AD: 15 kV |
| Severity level | IV IV |
| EN 61000-4-3: | 30 V/m (80...2500 MHz) |
| Severity level | IV |
| EN 61000-4-4: | 2 kV |
| Severity level | III |
| EN 61000-4-6: | 10 V (0.01...80 MHz) |
| Severity level | III |
| EN 55011: | Class A |

Accessories

| | | |
|---|--------------|------------------------|
|  | BF 30 | Mounting flange, 30 mm |
|---|--------------|------------------------|

Release date: 2023-01-25 Date of issue: 2023-01-25 Filename: 240190_eng.pdf