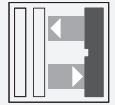




## Triangulation sensor (BGE)

### OB-T15-R3-E0-1T



- 45° cable outlet for maximum mounting freedom under extremely tight space constraints
- Improvement in machine availability with abrasion-resistant, antistatic glass front
- Detection of flat objects in front of a close background
- Extremely small light spot for very high switching point accuracy
- Highly visible light spot, even on dark materials

Triangulation sensor with background evaluation for standard applications, miniature design, 15 mm detection range, red light, light on, NPN output, fixed cable



The nano sensor has been developed for a broad range of applications. It offers excellent durability and is exceptionally easy to install. The housing is compact and, with its 45° cable outlet, can be installed in the smallest spaces. New functional principles and functionality open up a range of new options.

### Dimensions



### Technical Data

General specifications	
Detection range	0 ... 15 mm
Reference target	standard white, 100 mm x 100 mm
Light source	LED
Light type	modulated visible red light , 630 nm
Black-white difference (6 %/90 %)	< 5 % at 15 mm
Angle deviation	approx. 2 °
Diameter of the light spot	approx. 2 mm at a distance of 15 mm
Opening angle	approx. 2 °
Optical face	frontal
Ambient light limit	EN 60947-5-2 : 30000 Lux

Release date: 2022-06-03 Date of issue: 2022-06-03 Filename: 269717\_eng.pdf

Refer to "General Notes Relating to Pepperl+Fuchs Product Information".

Pepperl+Fuchs Group  
www.pepperl-fuchs.com

USA: +1 330 486 0001  
fa-info@us.pepperl-fuchs.com

Germany: +49 621 776 1111  
fa-info@de.pepperl-fuchs.com

Singapore: +65 6779 9091  
fa-info@sg.pepperl-fuchs.com

**PEPPERL+FUCHS**

## Technical Data

### Functional safety related parameters

MTTF <sub>d</sub>	800 a
Mission Time (T <sub>M</sub> )	20 a
Diagnostic Coverage (DC)	0 %

### Indicators/operating means

Operation indicator	LED green: Power on flashing: Short circuit/overload indication
Function indicator	LED yellow ON: sensor detects background

### Electrical specifications

Operating voltage	U <sub>B</sub>	10 ... 30 V DC , class 2
No-load supply current	I <sub>0</sub>	< 10 mA

### Output

Switching type	NO contact	
Signal output	1 NPN output, short-circuit protected, reverse polarity protected, open collector	
Switching voltage	max. 30 V DC	
Switching current	max. 50 mA , resistive load	
Voltage drop	U <sub>d</sub>	≤ 1.5 V DC
Switching frequency	f	approx. 800 Hz
Response time		600 μs

### Conformity

Product standard	EN 60947-5-2
------------------	--------------

### Approvals and certificates

EAC conformity	TR CU 020/2011
UL approval	cULus Recognized, Class 2 Power Source
CCC approval	CCC approval / marking not required for products rated ≤36 V

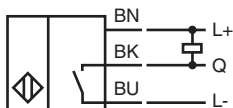
### Ambient conditions

Ambient temperature	-25 ... 60 °C (-13 ... 140 °F)
Storage temperature	-30 ... 70 °C (-22 ... 158 °F)

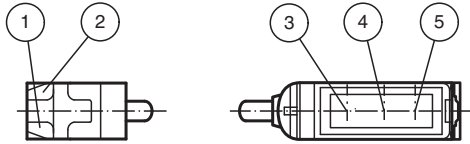
### Mechanical specifications

Housing width	7.5 mm
Housing height	26 mm
Housing depth	13.8 mm
Degree of protection	IP67
Connection	2 m fixed cable
Material	
Housing	PC/ABS and TPU
Optical face	glass
Cable	PUR
Mass	approx. 20 g
Cable length	2 m

## Connection

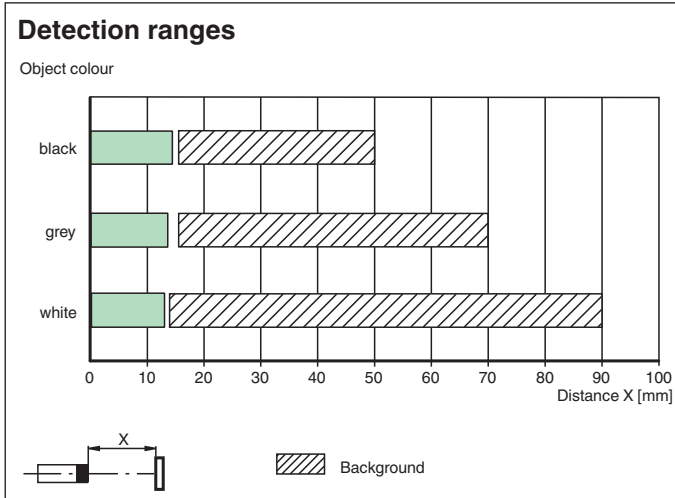
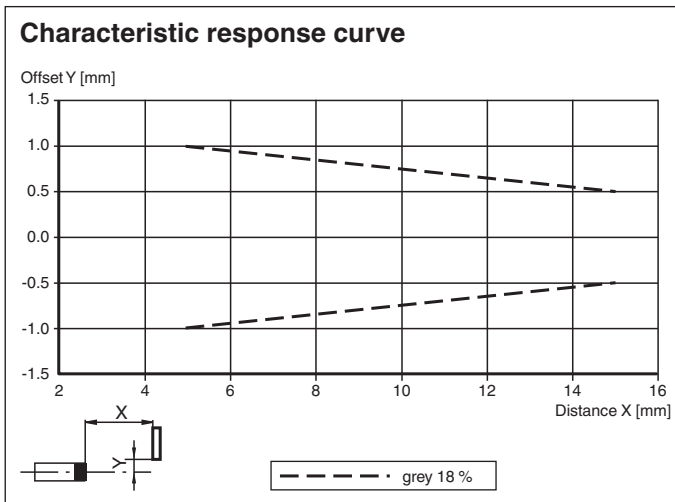


**Assembly**



1	Operating display	green
2	Signal display	yellow
3	Emitter	
4	Receiver 1	
5	Receiver 2	

**Characteristic Curve**



Release date: 2022-06-03 Date of issue: 2022-06-03 Filename: 269717\_eng.pdf