


Inductive sensor

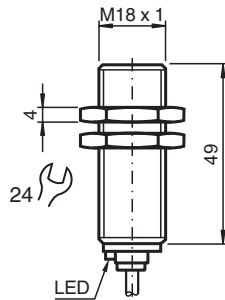
NBB8-18GM50-E3-M1



- 8 mm flush
- Increased operating distance
- Extended temperature range
-40 ... +85 °C
- With increased sealing, protection class
IP68 / IP69K
- E1-Type approval



Dimensions



Technical Data

General specifications		
Switching function		Normally closed (NC)
Output type		PNP
Rated operating distance	s_n	8 mm
Installation		flush
Output polarity		DC
Assured operating distance	s_a	0 ... 6.48 mm
Actuating element		mild steel, e. g. 1.0037, SR235JR (formerly St37-2) 24 mm x 24 mm x 1 mm
Reduction factor r_{Al}		0.4
Reduction factor r_{Cu}		0.3
Reduction factor r_{304}		0.7
Reduction factor r_{Brass}		0.45
Output type		3-wire
Nominal ratings		
Operating voltage	U_B	7 ... 30 V
Switching frequency	f	0 ... 1600 Hz

Release date: 2022-05-25 Date of issue: 2022-05-25 Filename: 293454-0011_eng.pdf

Refer to "General Notes Relating to Pepperl+Fuchs Product Information".

Pepperl+Fuchs Group
www.pepperl-fuchs.com

USA: +1 330 486 0001
fa-info@us.pepperl-fuchs.com

Germany: +49 621 776 1111
fa-info@de.pepperl-fuchs.com

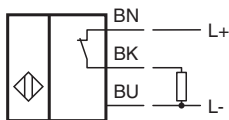
Singapore: +65 6779 9091
fa-info@sg.pepperl-fuchs.com

PF PEPPERL+FUCHS

Technical Data

Hysteresis	H	typ. 5%
Reverse polarity protection		reverse polarity protected
Short-circuit protection		pulsing
Voltage drop	U_d	≤ 2 V
Operating current	I_L	0 ... 200 mA
Off-state current	I_r	0 ... 0.5 mA typ. 4 μ A at 25 °C
No-load supply current	I_o	≤ 10 mA
Time delay before availability	t_v	≤ 100 ms
Switching state indicator		LED, yellow
Functional safety related parameters		
MTTF _d		1484 a
Mission Time (T _M)		20 a
Diagnostic Coverage (DC)		0 %
Compliance with standards and directives		
Standard conformity		
Standards		EN 60947-5-2:2007 EN 60947-5-2/A1:2012 IEC 60947-5-2:2007 IEC 60947-5-2 AMD 1:2012 EN 12895: 2015
Approvals and certificates		
UL approval		cULus Listed, General Purpose, Class 2 Power Source
CCC approval		CCC approval / marking not required for products rated ≤ 36 V
E1 Type approval		10R-04
Ambient conditions		
Ambient temperature		-40 ... 85 °C (-40 ... 185 °F)
Storage temperature		-40 ... 85 °C (-40 ... 185 °F)
Mechanical specifications		
Connection type		cable PUR , 2 m
Core cross section		0.34 mm ²
Housing material		brass, nickel-plated
Sensing face		PBT
Degree of protection		IP68 / IP69K
Mass		90 g
General information		
Scope of delivery		2 self locking nuts in scope of delivery

Connection Assignment



Technical Features

Mains-borne interference in accordance with ISO 7637-2:

Pulse	1	2a	2b	3a	3b	4
Severity level	III	III	III	III	III	III
Failure criterion	A	A	C	A	A	C

EN 61000-4-2: CD: 8 kV / AD: 15 kV
Severity level IV IV


EN 61000-4-3: 36 V/m (80...2500 MHz)
Severity level IV

EN 61000-4-4: 2 kV
Severity level III

EN 61000-4-6: 30 V (0.01...80 MHz)
Severity level III

EN 55011: Class A

Accessories

	<p>BF 18</p>	<p>Mounting flange, 18 mm</p>
---	---------------------	-------------------------------

Release date: 2022-05-25 Date of issue: 2022-05-25 Filename: 293454-0011_eng.pdf