



Sensor module, emitter DoorScan-T

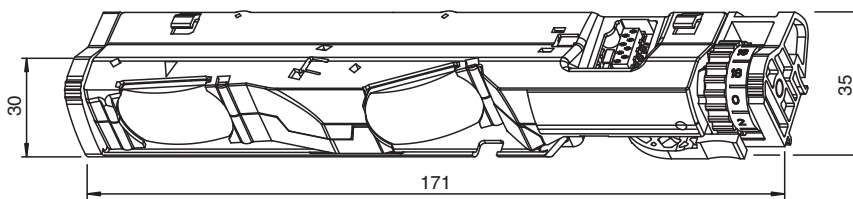


- Sensor module for configurable DoorScan® presence sensor
- Emitter module (E)
- Adjustment options for detection field and angle of inclination
- Tool-free module mounting using snap-in mechanism

Replacement/extension sensor module for installation in the DoorScan® and TopScan sensor profile, emitter module



Dimensions



Technical Data

General specifications

Detection range min.	0 ... 1500 mm
Detection range max.	0 ... 3500 mm
Light source	IRED
Light type	modulated infrared light
Black/White difference (6 %/90 %)	< 2 % at 2000 mm sensor range
Operating mode	Background evaluation
Diameter of the light spot	8 cm at 2000 mm sensor range

Functional safety related parameters

Safety Integrity Level (SIL)	SIL 2
Performance level (PL)	PL d
Category	Cat. 2
MTTF _d	864 a
Mission Time (T _M)	20 a
Diagnostic Coverage (DC)	90 %

Electrical specifications

Release date: 2020-03-24 Date of issue: 2020-10-08 Filename: 299668_eng.pdf

Refer to "General Notes Relating to Pepperl+Fuchs Product Information".

Pepperl+Fuchs Group
www.pepperl-fuchs.com

USA: +1 330 486 0001
fa-info@us.pepperl-fuchs.com

Germany: +49 621 776 1111
fa-info@de.pepperl-fuchs.com

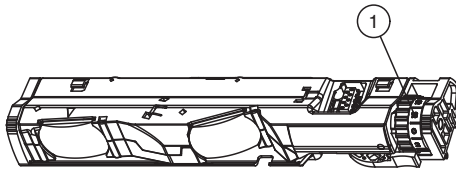
Singapore: +65 6779 9091
fa-info@sg.pepperl-fuchs.com

 PEPPERL+FUCHS

Technical Data




No-load supply current	I_0	30 mA
Conformity		
Functional safety		ISO 13849-1 ; EN 61508 part1-4
Product standard		EN 12978
Approvals and certificates		
CCC approval		CCC approval / marking not required for products rated ≤ 36 V
Ambient conditions		
Ambient temperature		-30 ... 60 °C (-22 ... 140 °F)
Mechanical specifications		
Mounting height		max. 3500 mm
Degree of protection		IP54 (iwhen mounted)
Material		
Optical face		PC (Polycarbonate)
Mass		approx. 55 g

Assembly



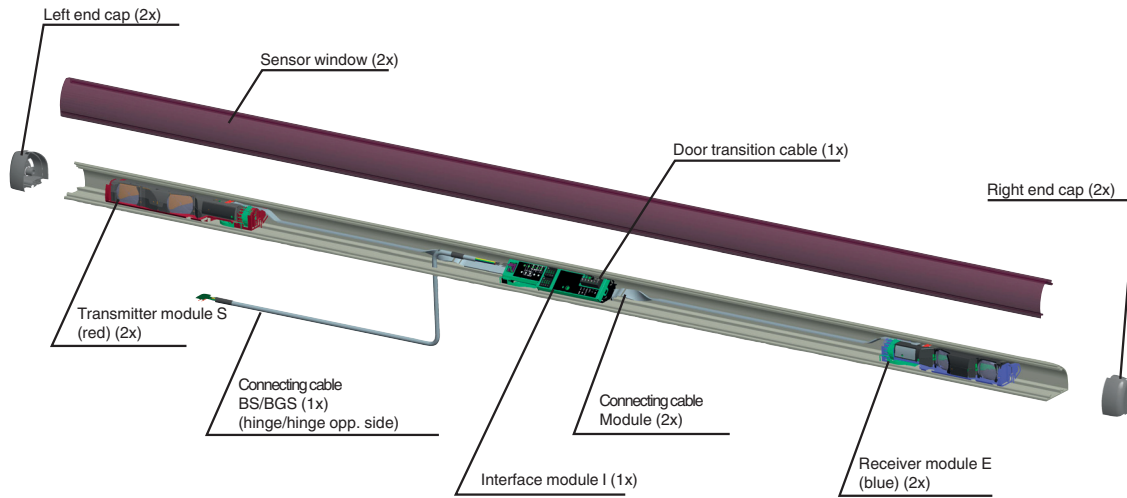
1 Inclination angle adjustment

Accessories

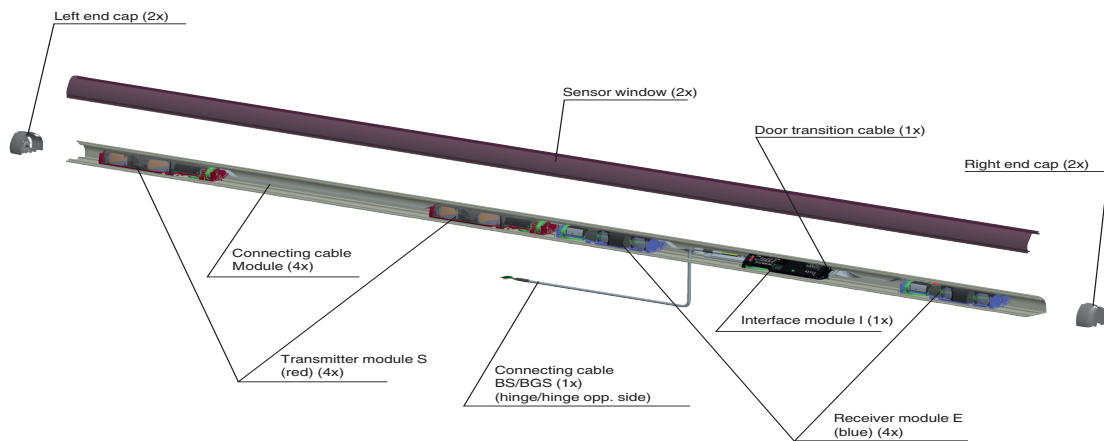
	DoorScan Connection Cable 5p	Connecting cable with 5 plug-in connections for DoorScan®-I/-T/-R modules
	DoorScan Adapter	Adapter module for installation in the DoorScan® and TopScan sensor profile, multifunction interface module
	DoorScan Cable Adapter	Adapter module for installation in the DoorScan® sensor profile, multifunction interface module

Assembly

Layout of the sensor system for a door with one emitter and one receiver (hinge side/leading edge side)



Layout of the sensor system for a door with two emitters and two receivers (hinge side/leading edge side)



Accessories

Other suitable accessories can be found at www.pepperl-fuchs.com

Release date: 2020-03-24 Date of issue: 2020-10-08 Filename: 299688_eng.pdf

Refer to "General Notes Relating to Pepperl+Fuchs Product Information".