

# Inductive sensor

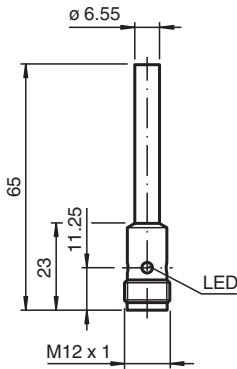
## NEB3-6,5M40-E3-V1



- Increased operating distance
- 3 mm quasi flush
- Extended temperature range  
-40 ... +85 °C



### Dimensions



### Technical Data

| General specifications       |       |   |
|------------------------------|-------|---|
| Switching function           |       | Normally closed (NC)  |
| Output type                  |       | PNP   |
| Rated operating distance     | $s_n$ | 3 mm  |
| Installation                 |       | quasi flush   |
| Output polarity              |       | DC  |
| Assured operating distance   | $s_a$ | 0 ... 2.43 mm   |
| Actuating element            |       | mild steel, e. g. 1.0037, SR235JR (formerly St37-2)<br>9 mm x 9 mm x 1 mm |
| Reduction factor $r_{Al}$    |       | 0.4   |
| Reduction factor $r_{Cu}$    |       | 0.3   |
| Reduction factor $r_{304}$   |       | 0.7   |
| Reduction factor $r_{Brass}$ |       | 0.45  |
| Output type                  |       | 3-wire  |
| Nominal ratings              |       |   |
| Installation conditions      |       |   |
| A                            |       | in steel 1.0037 (St37): 1 mm  |
| B                            |       | 6 mm  |
| C                            |       | 9 mm  |
| F                            |       | 16 mm   |

Release date: 2024-04-23 Date of issue: 2024-04-23 Filename: 304615-0150\_eng.pdf

Refer to "General Notes Relating to Pepperl+Fuchs Product Information".

Pepperl+Fuchs Group  
www.pepperl-fuchs.com

USA: +1 330 486 0001  
fa-info@us.pepperl-fuchs.com

Germany: +49 621 776 1111  
fa-info@de.pepperl-fuchs.com

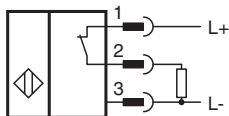
Singapore: +65 6779 9091  
fa-info@sg.pepperl-fuchs.com

PEPPERL+FUCHS

## Technical Data

|   |       |   |
|---|-------|---|
| Operating voltage                               | $U_B$ | 5 ... 30 V  |
| Switching frequency                             | $f$   | 0 ... 3500 Hz   |
| Hysteresis                                      | $H$   | typ. 5%   |
| Reverse polarity protection                     |       | reverse polarity protected  |
| Short-circuit protection                        |       | pulsing   |
| Voltage drop                                    | $U_d$ | $\leq 1.5$ V  |
| Operating current                               | $I_L$ | 0 ... 100 mA  |
| Off-state current                               | $I_r$ | 0 ... 0.2 mA  |
| No-load supply current                          | $I_0$ | $\leq 10$ mA  |
| Time delay before availability                  | $t_v$ | $\leq 100$ ms   |
| Switching state indicator                       |       | Multihole-LED, yellow   |
| <b>Functional safety related parameters</b>     |       |   |
| MTTF <sub>d</sub>                               |       | 960 a   |
| Mission Time (T <sub>M</sub> )                  |       | 20 a  |
| Diagnostic Coverage (DC)                        |       | 0 %   |
| <b>Compliance with standards and directives</b> |       |   |
| Standard conformity                             |       |   |
| Standards                                       |       | EN 60947-5-2:2007<br>EN 60947-5-2/A1:2012<br>IEC 60947-5-2:2007<br>IEC 60947-5-2 AMD 1:2012 |
| <b>Approvals and certificates</b>               |       |   |
| UL approval                                     |       | cULus Listed, General Purpose   |
| CCC approval                                    |       | CCC approval / marking not required for products rated $\leq 36$ V                          |
| <b>Ambient conditions</b>                       |       |   |
| Ambient temperature                             |       | -40 ... 70 °C (-40 ... 158 °F)  |
| Storage temperature                             |       | -40 ... 85 °C (-40 ... 185 °F)  |
| <b>Mechanical specifications</b>                |       |   |
| Connection type                                 |       | Connector plug M12 x 1 , 4-pin  |
| Housing material                                |       | brass, nickel-plated  |
| Sensing face                                    |       | LCP   |
| Degree of protection                            |       | IP65 / IP66 / IP67  |
| Dimensions                                      |       |   |
| Length  |       | 65 mm   |
| Diameter  |       | 6.5 mm  |

## Connection



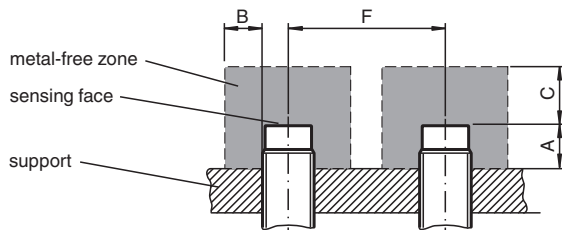
## Connection Assignment



Wire colors in accordance with EN 60947-5-2

|   |    |         |
|---|----|---------|
| 1 | BN | (brown) |
| 2 | WH | (white) |
| 3 | BU | (blue)  |
| 4 | BK | (black) |

## Installation



Release date: 2024-04-23 Date of issue: 2024-04-23 Filename: 304615-0150\_eng.pdf

Refer to "General Notes Relating to Pepperl+Fuchs Product Information".

Pepperl+Fuchs Group  
www.pepperl-fuchs.com

USA: +1 330 486 0001  
fa-info@us.pepperl-fuchs.com

Germany: +49 621 776 1111  
fa-info@de.pepperl-fuchs.com

Singapore: +65 6779 9091  
fa-info@sg.pepperl-fuchs.com