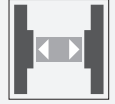



# Optical data coupler

## LS684-DA-EN/F1/35/146



- Independent of Ethernet protocol
- Optimized for real-time Ethernet such as PROFINET IRT and EtherCAT
- TCP/IP, PROFINET, PROFI-safe, EtherCAT, FSoE, EtherNet/IP™, Ethernet POWERLINK etc.
- Version for low temperature applications
- No parameterization
- Line indicator for signal strength

Optical data coupler for fast Ethernet, 300 m detection range, infrared light, 100 Mbit/s transfer rate, M12 plug



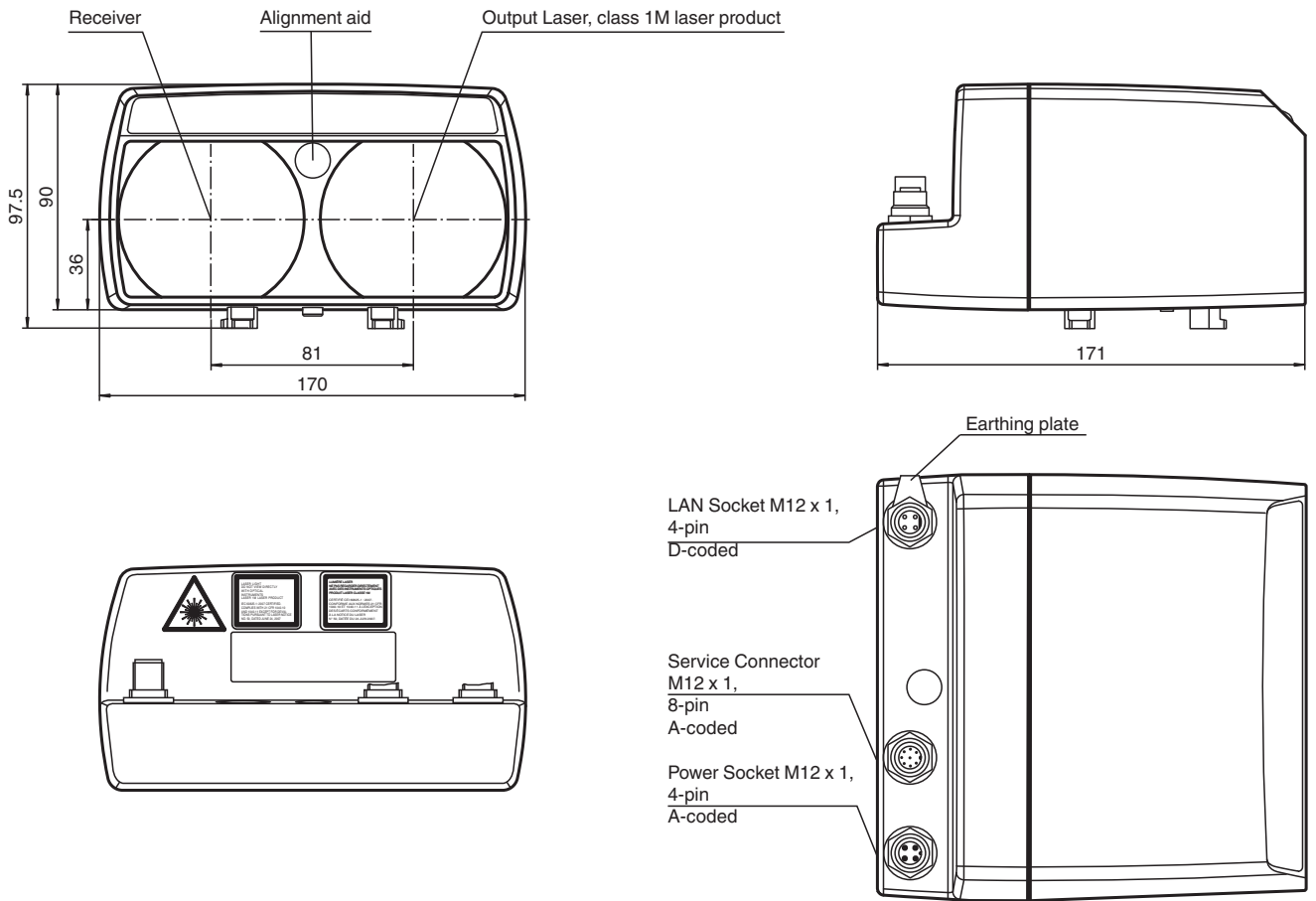
### Function

The optical data coupler connects Ethernet modules to remote modules. These can move toward each other along an axis. The devices are ideal for conditions in high-rack storage.

The physical transfer takes place protocol-free with 100 Mbit/s full duplex. The device offers robust optical data transfer in real time for industrial Ethernet networks such as PROFINET IRT and EtherCAT.

The optical data coupler guarantees a consistent turnaround time for synchronous, jitter-free switching operations and control processes at both ends of the transmission range – over any distance and with any driving dynamics.

**Dimensions**



**Technical Data**

General specifications	
Effective detection range	0 ... 300 m
Threshold detection range	320 m
Light source	laser diode
Light type	modulated infrared light
Laser nominal ratings	
Note	INVISIBLE LASER RADIATION , DO NOT VIEW DIRECTLY WITH OPTICAL INSTRUMENTS
Laser class	1M
Wave length	785 nm
Beam divergence	15 mrad
Pulse length	8 ns
Repetition rate	62.5 MHz
Maximum optical power output	60 mW
Diameter of the light spot	1.5 m at a distance of 100 m
Opening angle	1 °
Ambient light limit	> 10000 Lux
Functional safety related parameters	
MTTF <sub>d</sub>	58.6 a
Mission Time (T <sub>M</sub> )	10 a
Diagnostic Coverage (DC)	0 %
Indicators/operating means	

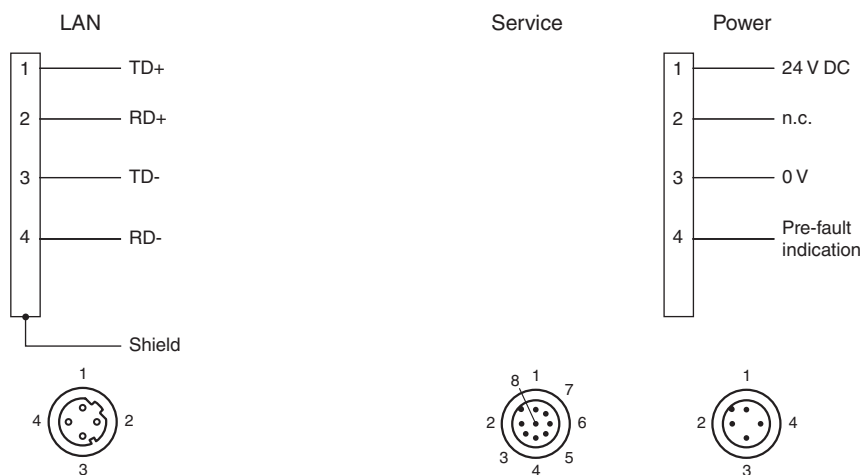
Release date: 2023-07-24 Date of issue: 2023-07-24 Filename: 309511\_eng.pdf

Refer to "General Notes Relating to Pepperl+Fuchs Product Information".

## Technical Data

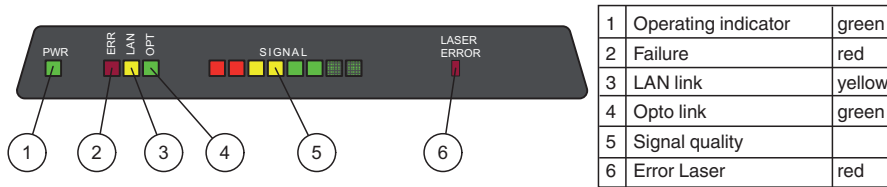
Data flow indicator	LED green: OPTO-Link LED yellow: LAN-Link LED red: ERROR	
Function indicator	Signal strength (8 LED: Red, yellow, green)	
<b>Electrical specifications</b>		
Operating voltage	$U_B$	18 ... 30 V DC
No-load supply current	$I_0$	200 mA
Data rate	100 MBit/s (Fast Ethernet)	
Signal delay	3.4 $\mu$ s (across the entire effective operating distance)	
<b>Interface</b>		
Interface type	100 BASE-TX	
<b>Output</b>		
Stability alarm output	1 PNP, inactive when falling short of the stability control , short-circuit protected, max. 200 mA	
<b>Conformity</b>		
Laser safety	EN 60825-1:2007	
<b>Approvals and certificates</b>		
UL approval	cULus Listed	
FDA approval	IEC 60825-1:2007 Complies with 21 CFR 1040.10 and 1040.11 except for deviations pursuant to Laser Notice No. 50, dated June 24, 2007	
<b>Ambient conditions</b>		
Ambient temperature	-30 ... 50 °C (-22 ... 122 °F)	
Storage temperature	-40 ... 70 °C (-40 ... 158 °F)	
<b>Mechanical specifications</b>		
Degree of protection	IP65	
Material		
Housing	ABS / PC	
Optical face	plastic	
Mass	700 g	

## Connection Assignment

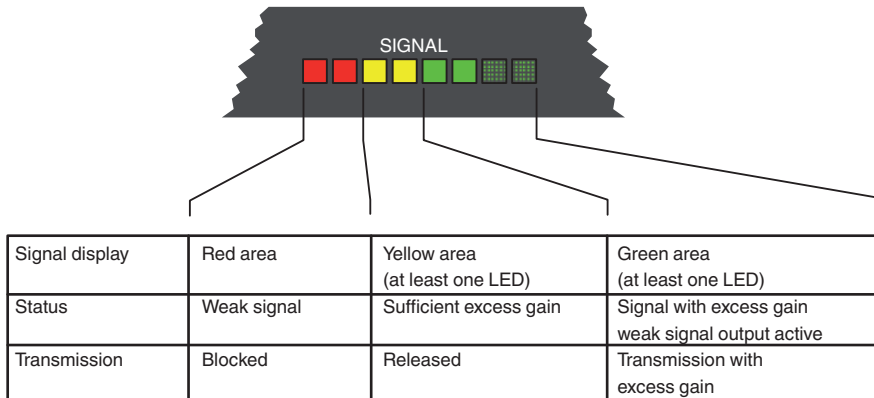


Release date: 2023-07-24 Date of issue: 2023-07-24 Filename: 309511\_eng.pdf

## Assembly



## Indication



## Installation

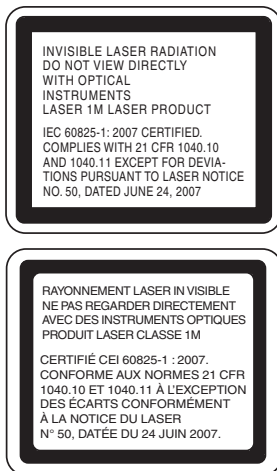
### Function Indicator/Operating Reserve

A red alignment LED, which can be seen from a long way off, is located on the front of the device to serve as an alignment aid. As soon as a receiver detects the emitted light of the device opposite it, the flashing frequency of the alignment aid decreases. If the light goes out, this indicates that the devices are aligned with sufficient operating reserve. For fine adjustment, the optical data coupler features a bar graph display (signal display) for optimum alignment.

### Mounting

The device is mounted using appropriate accessories, e.g., OMH-LS610-01 for wall mounting. The x-y adjuster is delivered preassembled. It is fixed in the required beam direction ( $\pm 90^\circ$  rotation possible) on the mounting bracket.

## Safety Information



Release date: 2023-07-24 Date of issue: 2023-07-24 Filename: 309511\_eng.pdf

## Safety Information





### Laser Class 1M Information

- The irradiation can lead to irritation especially in a dark environment. Do not point at people!
- Caution: laser light, do not observe laser light with optical instruments such as magnifying glasses, microscopes, telescopes or binoculars.
- Maintenance and repairs should only be carried out by authorized service personnel!
- Attach the device so that the warning is clearly visible and readable.
- Caution – Use of controls or adjustments or performance of procedures other than those specified herein may result in hazardous radiation exposure.

## Function Principle

The LS684-DA-EN is a device for serial data transfer in Ethernet systems. One F1 and one F2 device is needed for each data transfer link. Data is transferred in both directions simultaneously by means of modulated light.

## Accessories

	<b>OMH-LS610-01</b>	Mounting bracket for optical data coupler
	<b>OMH-LS610-01</b>	Mounting bracket for optical data coupler
	<b>OMH-LS610-02</b>	Direct mounting set consisting of 4 x M4 threaded inserts
	<b>OMH-LS610-03</b>	Mounting bracket with deviation mirror for optical data coupler