



**Model number**

**ICA-10DI6DO-G60A-IO**

I/O hub with IO-Link interface for 10 digital inputs and 6 digital outputs

**Features**

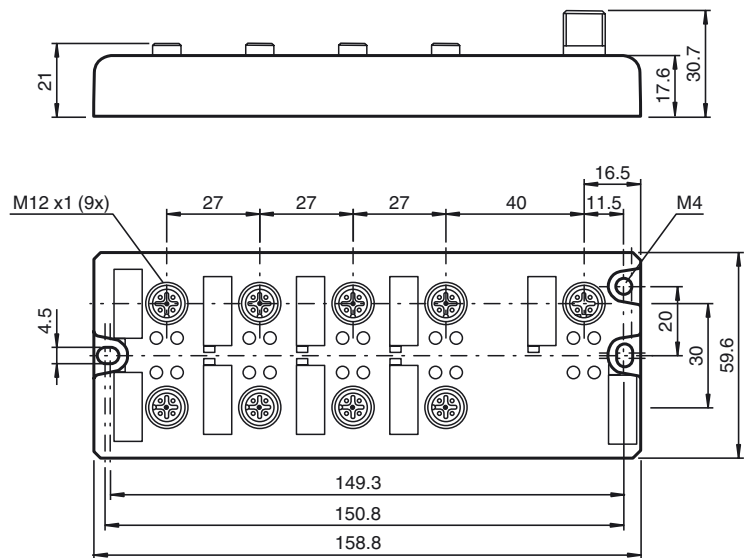
- Sturdy metallic housing
- IO-link interface for service and process data
- 10 digital inputs and 6 digital outputs
- Logic level can be configured per port
- Filter time can be configured per port
- Pulse extension can be configured per port

**Accessories**

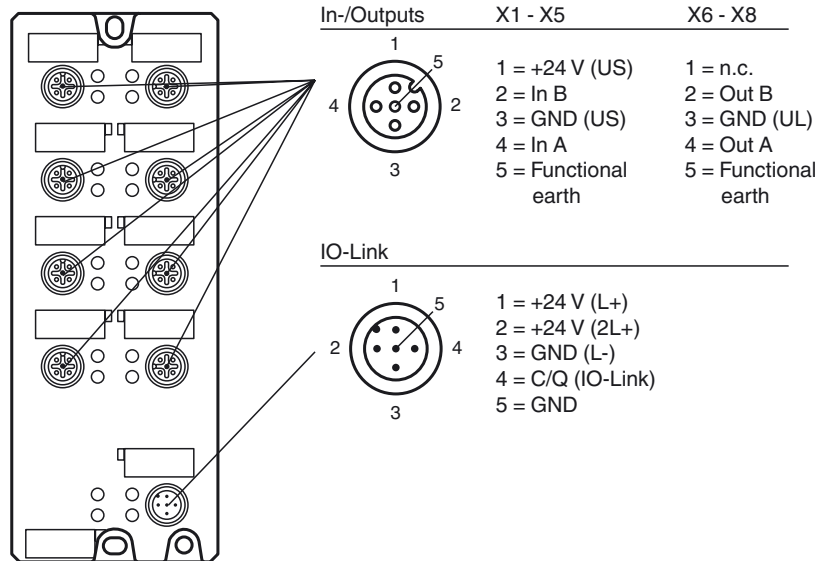
**MH V1-SCREWDRIVER**  
torque screwdriver (0.6 Nm)

**MH V1-BIT M12**  
plug-in cap M12

**Dimensions**



**Electrical connection**



Release date: 2019-03-25 10:07 Date of issue: 2020-02-20 314644\_eng.xml

Refer to "General Notes Relating to Pepperl+Fuchs Product Information".

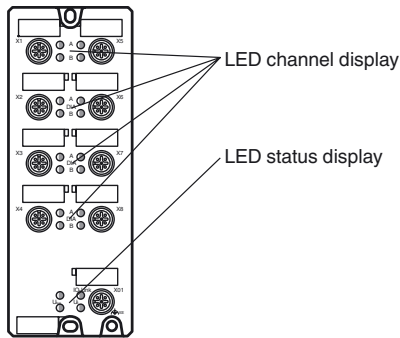
Pepperl+Fuchs Group  
www.pepperl-fuchs.com

USA: +1 330 486 0001  
fa-info@us.pepperl-fuchs.com

Germany: +49 621 776 4411  
fa-info@de.pepperl-fuchs.com

Singapore: +65 6779 9091  
fa-info@sg.pepperl-fuchs.com

## Indicating / Operating means



## Technical data

### General specifications

UL File Number	E223772
----------------	---------

### Functional safety related parameters

MTTF <sub>d</sub>	2111 a
-------------------	--------

### Indicators/operating means

LED U <sub>AUX</sub>	Green: Actuator supply voltage OK Red: Actuator supply voltage < 18 V
LED IO-Link	Green: module is switched on, no communication Flashing green: communication OK Red: signal line overload
LED A	Orange: status indicator channel A Red: peripheral error
LED B	White: status indicator channel B Red: peripheral error
LED U <sub>S</sub>	Green: system/sensor supply voltage OK Red: system/sensor supply voltage < 18 V Flashing red: sensor supply voltage overload

### Electrical specifications

Rated operating voltage	U <sub>e</sub>	18 ... 30 V
Nominal voltage		24 V DC
Nominal current		4 A
Current consumption		typ. 80 mA

### Interface

Interface type	IO-Link
Device profile	Identification and Diagnosis
Transfer rate	COM 3 (230.4 kBaud)
IO-Link Revision	1.1
Min. cycle time	2 ms
Process data width	Input 4 Byte Output 4 Byte
SIO mode support	no
Device ID	0x0F0202 (983554)
Compatible master port type	B

### Input

Number/Type	10 digital inputs (X1 - X5) , 2-, 3-, 4-wire PNP, DC , Type 3 according to IEC 61131-2
Sensor supply	Depending on the IO-Link master, max. 500 mA per module

### Output

Number/Type	6 digital outputs (X6 - X8) , 2-, 3-wire connection
Output rated operating current	Depending on the IO-Link master, ≤ 500 mA per channel

### Directive conformity

Electromagnetic compatibility	
Directive 2014/30/EU	EN 61000-6-2:2005, EN 61000-6-4:2007+A1:2011

### Standard conformity

Degree of protection	EN 60529:2000
Fieldbus standard	Type 1 according to IEC 61131-2
Emitted interference	EN 61000-6-2:2005
Noise immunity	EN 61000-6-4:2007+A1:2011
Shock resistance	EN 61131-2:2004

### Ambient conditions

Ambient temperature	-20 ... 70 °C (-4 ... 158 °F)
Storage temperature	-40 ... 70 °C (-40 ... 158 °F)
Relative humidity	max. 95 %
Altitude	0 ... 2000 m
Shock and impact resistance	50 g, 11 ms, all axes
Vibration resistance	15 g / 5 ... 500 Hz
Pollution degree	3

### Mechanical specifications

Degree of protection	IP65/IP67/IP69K
Connection	Power supply/IO-Link M12, A-coded Inputs/Outputs M12, A-coded

### Material



Contacts	CuSn, gold-plated CuNi, gold-plated
Housing	Diecast zinc
Plastic parts	PA
Seal	FKM
Mass	400 g
Construction type	Field housing

Release date: 2019-03-25 10:07 Date of issue: 2020-02-20 314644\_eng.xml

Refer to "General Notes Relating to Pepperl+Fuchs Product Information".

Pepperl+Fuchs Group  
www.pepperl-fuchs.com

USA: +1 330 486 0001  
fa-info@us.pepperl-fuchs.com

Germany: +49 621 776 4411  
fa-info@de.pepperl-fuchs.com

Singapore: +65 6779 9091  
fa-info@sg.pepperl-fuchs.com