



## Distance sensor OMR150M-R1000-SSI-V1V1B



- Maximum measurement accuracy
- Switchable SSI/RS-422 interface
- Red laser as the light emitter
- Display and keypad for parameter settings
- Compact and space-saving design

Distance sensor for positioning tasks accurate to the millimeter, PRT, measuring range up to 150 m, SSI/RS-422 interface, M12 plug



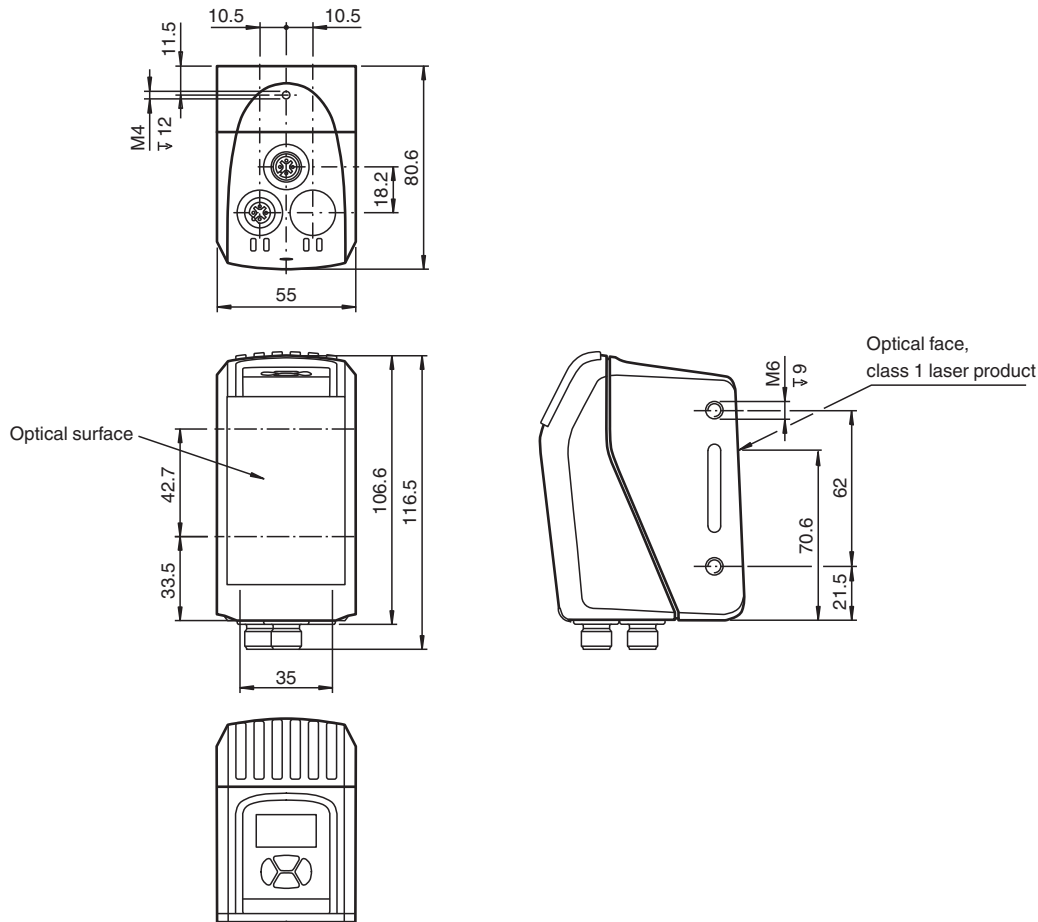
### Function

The R1000 family is based on pulse ranging technology (PRT) by Pepperl+Fuchs. For small and large ranges, these distance sensors are very precise which makes them ideally suitable for positioning tasks. The red laser diode is clearly visible, allowing direct alignment of the device for reliable operation.

### Application

- Precise positioning of stock feeders
- Precise and rapid positioning of moving carriages
- For use on gantry cranes and lifting equipment

## Dimensions



## Technical Data

General specifications	
Measurement range	0.3 ... 150 m
Reference target	REF-500MMx500MM (Foil reflector 500 mm x 500 mm) REF-250MMx250MM (Film reflector 250 mm x 250 mm) up to 75 m
Light source	laser diode
Light type	modulated visible red light
Laser nominal ratings	
Note	LASER LIGHT , DO NOT STARE INTO BEAM
Laser class	1
Wave length	660 nm
Beam divergence	< 5 mrad
Pulse length	5 ns
Repetition rate	300 kHz
max. pulse energy	< 2 nJ
Measuring method	Pulse Ranging Technology (PRT)
Max. Motion velocity	15 m/s
Diameter of the light spot	< 75 cm at 150 m
Ambient light limit	> 80000 Lux
Resolution	0.1 mm , adjustable
Temperature influence	0.03 mm/K
Functional safety related parameters	
MTTF <sub>d</sub>	> 100 a

Release date: 2023-12-12 Date of issue: 2023-12-12 Filename: 324444-100001\_eng.pdf

Refer to "General Notes Relating to Pepperl+Fuchs Product Information".

Pepperl+Fuchs Group  
www.pepperl-fuchs.com

USA: +1 330 486 0001  
fa-info@us.pepperl-fuchs.com

Germany: +49 621 776 1111  
fa-info@de.pepperl-fuchs.com

Singapore: +65 6779 9091  
fa-info@sg.pepperl-fuchs.com

 PEPPERL+FUCHS

## Technical Data

Mission Time (T <sub>M</sub> )		20 a
Diagnostic Coverage (DC)		0 %
<b>Indicators/operating means</b>		
Function indicator		6 LEDs
Control elements		Control panel (4 membrane keys) for setting parameters
Parameterization indicator		Illuminated display for displaying measured values and parameterization
<b>Electrical specifications</b>		
Operating voltage	U <sub>B</sub>	10 ... 30 V DC
No-load supply current	I <sub>0</sub>	625 mA (10 V) ... 250 mA (24 V) ... 220 mA (30 V)
Protection class		III (operating voltage 50 V)
Time delay before availability	t <sub>v</sub>	< 1 s
<b>Interface</b>		
Interface type		SSI
Read out rate		40000/s Clock frequency: 100 kHz ... 1 MHz
<b>Interface 1</b>		
Interface type		RS-422
Read out rate		4.8 ... 115.2 kBit/s
<b>Input/Output</b>		
Input/output type		2 inputs/outputs, independent configuration, short-circuit protected, reverse polarity protected
<b>Output</b>		
Switching voltage		max. 30 V DC
Switching current		max. 100 mA , resistive load
Voltage drop	U <sub>d</sub>	≤ 1.5 V DC
<b>Conformity</b>		
Product standard		EN 60947-5-2
Laser safety		EN 60825-1:2014
<b>Measurement accuracy</b>		
Measured value output		1 ms
Average data age		3 ms , 6 ms , 12 ms , 25 ms , adjustable
Absolute accuracy		typ. ± 2.5 mm
Repeat accuracy		< 1 mm
<b>Approvals and certificates</b>		
Protection class		III
UL approval		cULus Listed, Class 2 Power Source, Type 1 enclosure
FDA approval		IEC 60825-1:2007 Complies with 21 CFR 1040.10 and 1040.11 except for deviations pursuant to Laser Notice No. 50, dated June 24, 2007
<b>Ambient conditions</b>		
Ambient temperature		-10 ... 60 °C (14 ... 140 °F)
Storage temperature		-40 ... 75 °C (-40 ... 167 °F)
Relative humidity		95 % , no moisture condensation
<b>Mechanical specifications</b>		
Housing width		55 mm
Housing height		106.6 mm
Housing depth		80.6 mm
Degree of protection		IP67
Connection		4-pin, M12x1 connector, A-coded (supply) , 5-pin, M12x1 connector, B-coded (SSI)
Material		
Housing		ABS / PC
Optical face		PMMA , hard coated
Mass		approx. 300 g

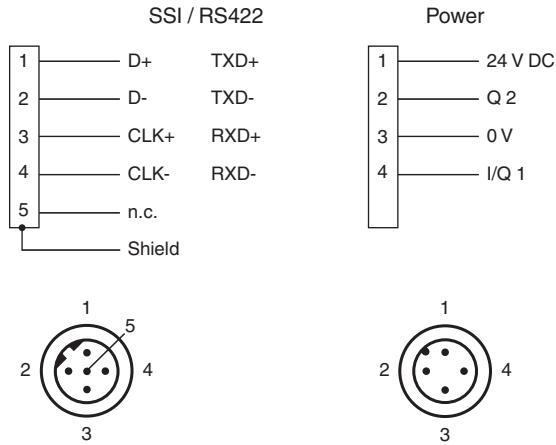
Release date: 2023-12-12 Date of issue: 2023-12-12 Filename: 324444-100001\_eng.pdf

Refer to "General Notes Relating to Pepperl+Fuchs Product Information".

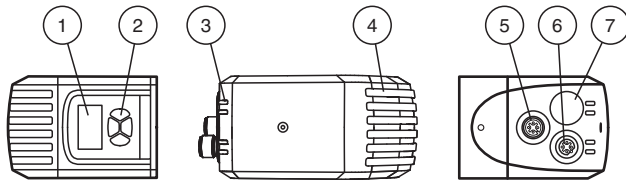
Pepperl+Fuchs Group  
www.pepperl-fuchs.comUSA: +1 330 486 0001  
fa-info@us.pepperl-fuchs.comGermany: +49 621 776 1111  
fa-info@de.pepperl-fuchs.comSingapore: +65 6779 9091  
fa-info@sg.pepperl-fuchs.com

**PEPPERL+FUCHS**

## Connection Assignment



## Assembly

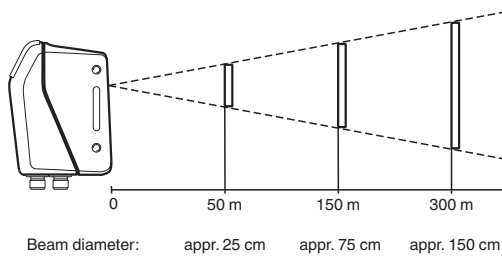


1	Display
2	Buttons
3	LEDs 4x
4	LEDs 6x
5	Connector 1, PWR
6	Connector 2, SSI
7	not connected

## Mounting

### Beam divergence

R1000



Release date: 2023-12-12 Date of issue: 2023-12-12 Filename: 324444-100001\_eng.pdf

Refer to "General Notes Relating to Pepperl+Fuchs Product Information".

Pepperl+Fuchs Group  
www.pepperl-fuchs.com

USA: +1 330 486 0001  
fa-info@us.pepperl-fuchs.com

Germany: +49 621 776 1111  
fa-info@de.pepperl-fuchs.com

Singapore: +65 6779 9091  
fa-info@sg.pepperl-fuchs.com

## Mounting

### Reflector arrangement

R1000

