

Diffuse mode sensor GLV30-8-2000-2372

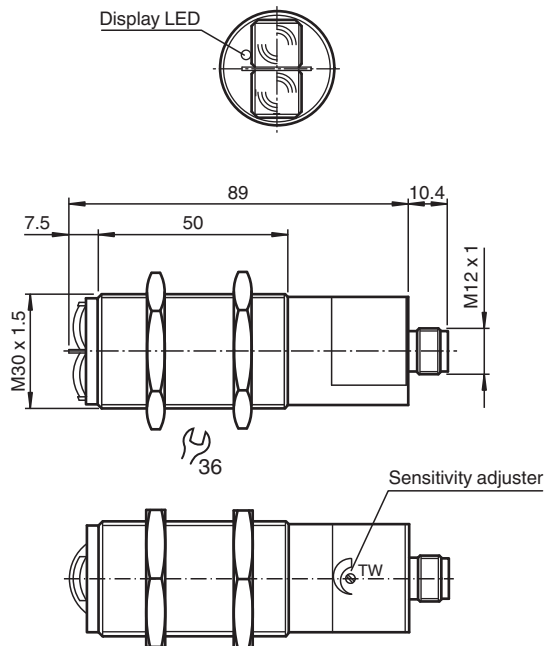


- M30 plastic housing
- Dark-On switching

Diffuse mode sensor



Dimensions



Unit connector



Release date: 2023-04-04 Date of issue: 2023-04-04 Filename: 419126_eng.pdf

Refer to "General Notes Relating to Pepperl+Fuchs Product Information".

Pepperl+Fuchs Group
www.pepperl-fuchs.com

USA: +1 330 486 0001
fa-info@us.pepperl-fuchs.com

Germany: +49 621 776 1111
fa-info@de.pepperl-fuchs.com

Singapore: +65 6779 9091
fa-info@sg.pepperl-fuchs.com

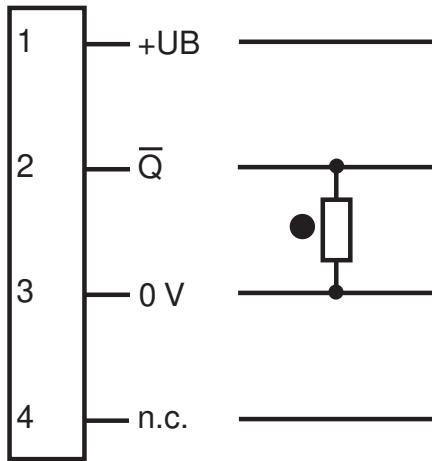
PEPPERL+FUCHS

Technical Data

General specifications		
Detection range		100 ... 2500 mm
Adjustment range		750 ... 2500 mm
Light source		IRED
Light type		modulated infrared light
Diameter of the light spot		approx. 450 mm at a distance of 2000 mm
Opening angle		± 7 °
Ambient light limit		30000 Lux
Indicators/operating means		
Function indicator		LED yellow, lights up if receiver is not lit
Control elements		Sensing range adjuster
Electrical specifications		
Operating voltage	U_B	24 V DC ± 20 %
Ripple		10 %
No-load supply current	I_0	30 mA
Output		
Switching type		dark-on
Signal output		1 PNP, short-circuit protected, reverse polarity protected, open collector
Switching voltage		max. 30 V DC
Switching current		max. 200 mA
Switching frequency	f	35 Hz
Response time		10 ms
Conformity		
Product standard		EN 60947-5-2
Approvals and certificates		
CCC approval		CCC approval / marking not required for products rated ≤36 V
Approvals		CE
Ambient conditions		
Ambient temperature		-20 ... 60 °C (-4 ... 140 °F)
Storage temperature		-20 ... 75 °C (-4 ... 167 °F)
Mechanical specifications		
Degree of protection		IP67
Connection		Plastic connector M12 x 1, 4-pin
Material		
Housing		ABS
Optical face		plastic lenses
Mass		approx. 70 g

Connection Assignment

Option:



- = Light on
- = Dark on

Connection Assignment

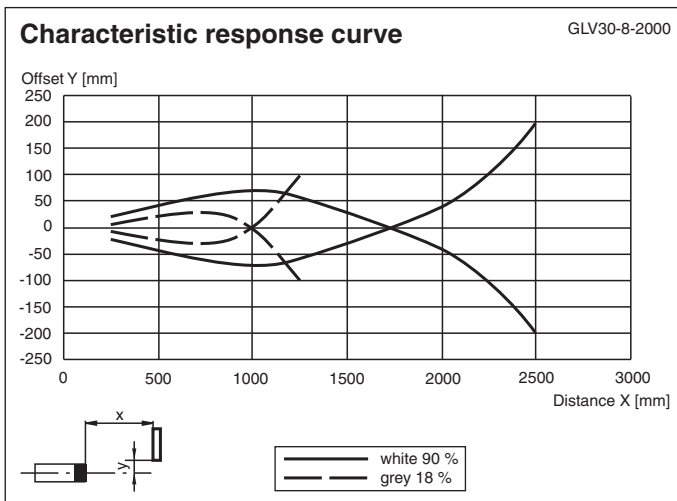


Wire colors in accordance with EN 60947-5-2

1		BN	(brown)
2		WH	(white)
3		BU	(blue)
4		BK	(black)

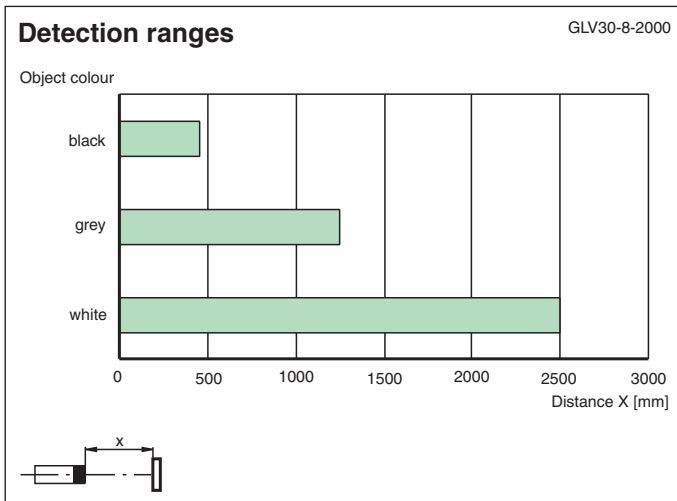
Characteristic Curve

Release date: 2023-04-04 Date of issue: 2023-04-04 Filename: 419126_eng.pdf







Refer to "General Notes Relating to Pepperl+Fuchs Product Information".

Characteristic Curve



Accessories

	V1-G-2M-PUR	Female cordset single-ended M12 straight A-coded, 4-pin, PUR cable grey
	V1-W-2M-PUR	Female cordset single-ended M12 angled A-coded, 4-pin, PUR cable grey
	BF 30	Mounting flange, 30 mm
	BF 30-F	Plastic mounting adapter, 30 mm