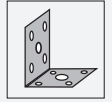


# Safety light grid mirror

## SLC-350-M

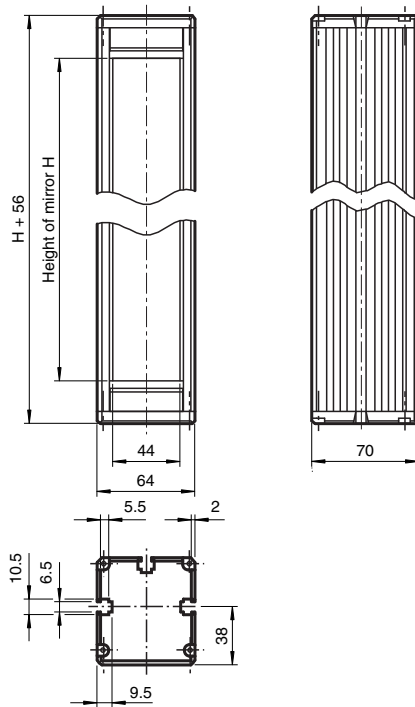


- Deflecting mirror for multi-sided protection safety layouts using SLC series safety light grids

Safety light grid mirror



### Dimensions



### Technical Data

#### Functional safety related parameters

Safety Integrity Level (SIL)	SIL 3
Performance level (PL)	PL e
Category	Cat. 4
Mission Time ( $T_M$ )	20 a
PFH <sub>d</sub>	1.5 E-8

#### Approvals and certificates

CCC approval	CCC approval / marking not required for products rated $\leq 36$ V
--------------	--

#### Ambient conditions

Ambient temperature	-20 ... 60 °C (-4 ... 140 °F)
---------------------	-------------------------------

Release date: 2020-03-23 Date of issue: 2020-10-06 Filename: 420873\_eng.pdf

Refer to "General Notes Relating to Pepperl+Fuchs Product Information".

Pepperl+Fuchs Group  
www.pepperl-fuchs.com

USA: +1 330 486 0001  
fa-info@us.pepperl-fuchs.com

Germany: +49 621 776 1111  
fa-info@de.pepperl-fuchs.com
















Singapore: +65 6779 9091  
fa-info@sg.pepperl-fuchs.com

**PF** PEPPERL+FUCHS

## Technical Data

Storage temperature	-25 ... 70 °C (-13 ... 158 °F)
<b>Mechanical specifications</b>	
Material	
Housing	Extruded aluminum profile , powder coated , RAL 1021 (yellow)
<b>Suitable series</b>	
Safety Series	SLC

## Matching system components

	<b>SB4-OR-4XP-B-4159</b>	Safety control unit
	<b>SB4-OR-4XP</b>	Safety control unit
	<b>SB4-OR-4XP-B</b>	SB4 series safety control unit with 1 optional module slot for functional enhancement
	<b>SB4-OR-4XP-B-B</b>	SB4 series safety control unit with optional module slots for functional enhancement
	<b>SB4-OR-4XP-B-B-B</b>	SB4 series safety control unit with optional module slots for functional enhancement
	<b>SB4-OR-4XP-B-B-B-B</b>	SB4 series safety control unit with optional module slots for functional enhancement
	<b>SB4-OR-4XP-B-B-B-B-B</b>	SB4 series safety control unit with optional module slots for functional enhancement
	<b>SB4-OR-4XP-B-4158</b>	Safety control unit
	<b>SB4-OR-4XP-3819</b>	Safety control unit
	<b>SB4-OR-4XP-4M</b>	Safety control unit
	<b>SB4-OR-4XP-4MD</b>	Safety control unit
	<b>SB4-OR-4XP-4M-4136</b>	Safety control unit of series SB4
	<b>SB4-OR-4XP-4X</b>	Safety control unit
	<b>SB4-OR-4XP-4X-3819</b>	Safety control unit
	<b>SB4-OR-4XP-4136</b>	Safety control unit of series SB4

Release date: 2020-03-23 Date of issue: 2020-10-06 Filename: 420873\_eng.pdf

## Model Number

Order Code	Mirror height H	Housing length L
SLC-350-M	350 mm	406 mm
SLC-500-M	500 mm	556 mm
SLC-800-M	800 mm	856 mm
SLC-1000-M	1000 mm	1056 mm
SLC-1300-M	1300 mm	1356 mm
SLC-1600-M	1600 mm	1656 mm
SLC-1900-M	1900 mm	1956 mm
SLC-2400-M	2400 mm	2456 mm

## Application

### Application:

The mirror is set, such that the light beam from the emitter is deflected to the receiver. In the case of a deflection of the protective field through 90° the mirror is set at an angle of 45°.

When setting up the arrangement, care must be taken to ensure that all the components are aligned perpendicularly and at the same height. In order to provide a coarse alignment of the mirror, the mirror should be rotated such that the profile of the receiver can be seen in the mirror when viewed from the emitter towards the mirror.

This alignment procedure is simplified by using the laser alignment tool BA SLP.

Each mirror used reduces the range by about 15% max.

Care should therefore also be taken to ensure that the mirror surfaces are clean. Only non-abrasive cleaning agents and lint-free cloth should be used for this purpose.

Mounting sets are available for fixing purposes. Two such sets are required per mirror.

**Attention should be paid to the information provided in the operating instructions applicable to the emitter and receiver in use. When making a periodic inspection of the arrangement, the protective field should be broken both before and after reflection on the mirror!**