

Safety light grid mirror

SLC-800-M

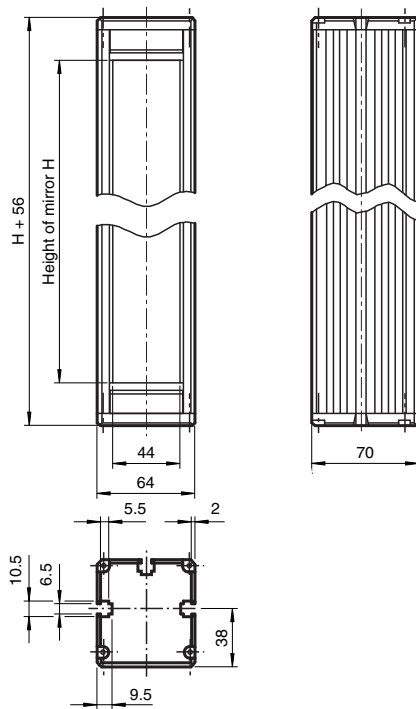
- Deflecting mirror for multi-sided protection safety layouts using SLC series safety light grids



Safety light grid mirror



Dimensions



Technical Data

| | |
|-----------------------------------|---|
| Approvals and certificates | |
| CCC approval | CCC approval / marking not required for products rated ≤36 V |
| Ambient conditions | |
| Ambient temperature | -20 ... 60 °C (-4 ... 140 °F) |
| Storage temperature | -25 ... 70 °C (-13 ... 158 °F) |
| Mechanical specifications | |
| Material | |
| Housing | Extruded aluminum profile , powder coated , RAL 1021 (yellow) |
| Suitable series | |
| Safety Series | SLC |

Release date: 2020-03-23 Date of issue: 2020-10-06 Filename: 420875_eng.pdf

Refer to "General Notes Relating to Pepperl+Fuchs Product Information".

Pepperl+Fuchs Group
www.pepperl-fuchs.com
















USA: +1 330 486 0001
fa-info@us.pepperl-fuchs.com

Germany: +49 621 776 1111
fa-info@de.pepperl-fuchs.com

Singapore: +65 6779 9091
fa-info@sg.pepperl-fuchs.com

PF PEPPERL+FUCHS

Matching system components

| | | |
|---|-----------------------------|---|
|  | SB4-OR-4XP-B-4159 | Safety control unit |
|  | SB4-OR-4XP | Safety control unit |
|  | SB4-OR-4XP-B | SB4 series safety control unit with 1 optional module slot for functional enhancement |
|  | SB4-OR-4XP-B-B | SB4 series safety control unit with optional module slots for functional enhancement |
|  | SB4-OR-4XP-B-B-B | SB4 series safety control unit with optional module slots for functional enhancement |
|  | SB4-OR-4XP-B-B-B-B | SB4 series safety control unit with optional module slots for functional enhancement |
|  | SB4-OR-4XP-B-B-B-B-B | SB4 series safety control unit with optional module slots for functional enhancement |
|  | SB4-OR-4XP-B-4158 | Safety control unit |
|  | SB4-OR-4XP-3819 | Safety control unit |
|  | SB4-OR-4XP-4M | Safety control unit |
|  | SB4-OR-4XP-4MD | Safety control unit |
|  | SB4-OR-4XP-4M-4136 | Safety control unit of series SB4 |
|  | SB4-OR-4XP-4X | Safety control unit |
|  | SB4-OR-4XP-4X-3819 | Safety control unit |
|  | SB4-OR-4XP-4136 | Safety control unit of series SB4 |

Release date: 2020-03-23 Date of issue: 2020-10-06 Filename: 420875_eng.pdf

Refer to "General Notes Relating to Pepperl+Fuchs Product Information".

Pepperl+Fuchs Group
www.pepperl-fuchs.com

USA: +1 330 486 0001
fa-info@us.pepperl-fuchs.com

Germany: +49 621 776 1111
fa-info@de.pepperl-fuchs.com

Singapore: +65 6779 9091
fa-info@sg.pepperl-fuchs.com

Model Number

| Order Code | Mirror height H | Housing length L |
|------------|-----------------|------------------|
| SLC-350-M | 350 mm | 406 mm |
| SLC-500-M | 500 mm | 556 mm |
| SLC-800-M | 800 mm | 856 mm |
| SLC-1000-M | 1000 mm | 1056 mm |
| SLC-1300-M | 1300 mm | 1356 mm |
| SLC-1600-M | 1600 mm | 1656 mm |
| SLC-1900-M | 1900 mm | 1956 mm |
| SLC-2400-M | 2400 mm | 2456 mm |

Application

Application:

The mirror is set, such that the light beam from the emitter is deflected to the receiver. In the case of a deflection of the protective field through 90° the mirror is set at an angle of 45°.

When setting up the arrangement, care must be taken to ensure that all the components are aligned perpendicularly and at the same height. In order to provide a coarse alignment of the mirror, the mirror should be rotated such that the profile of the receiver can be seen in the mirror when viewed from the emitter towards the mirror.

This alignment procedure is simplified by using the laser alignment tool BA SLP.

Each mirror used reduces the range by about 15% max.

Care should therefore also be taken to ensure that the mirror surfaces are clean. Only non-abrasive cleaning agents and lint-free cloth should be used for this purpose.

Mounting sets are available for fixing purposes. Two such sets are required per mirror.

Attention should be paid to the information provided in the operating instructions applicable to the emitter and receiver in use. When making a periodic inspection of the arrangement, the protective field should be broken both before and after reflection on the mirror!