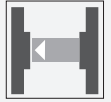


# Thru-beam sensor (pair)

## OBE25M-18GM60-SE4



- Strong metallic housing in cylindrical shape M18 x 1
- Not sensitive to ambient light
- Degree of protection IP67
- Very high detection range

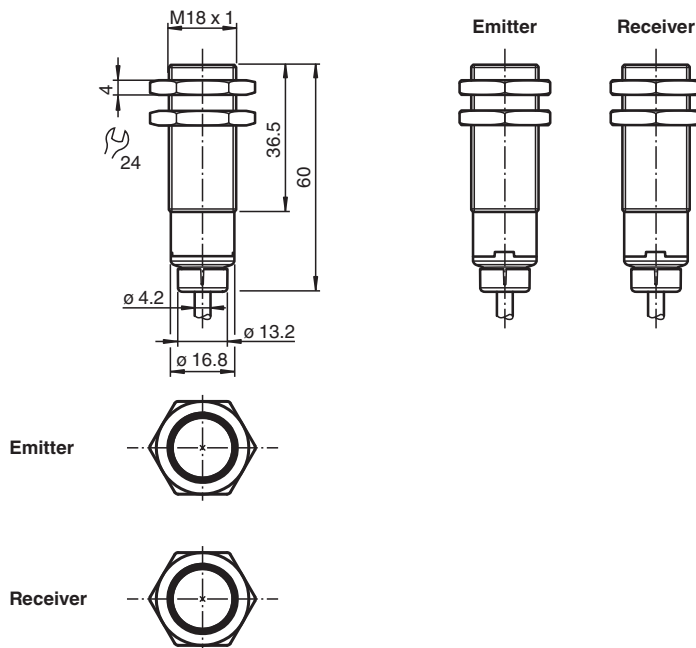
### Thru-beam sensor (pair)



### Function

The optical sensors of this series have an M18 threaded housing that is optionally available in plastic or metal. The sensors are robust and versatile. Focusing on the essential requirements simplifies selection and commissioning, saving time and costs.

### Dimensions



### Technical Data

System components	
Emitter	OBE25M-18GM60-S
Receiver	OBE25M-18GM60-E4
General specifications	
Effective detection range	0 ... 25 m

Release date: 2021-06-28 Date of issue: 2021-06-28 Filename: 70127731\_eng.pdf

Refer to "General Notes Relating to Pepperl+Fuchs Product Information".

Pepperl+Fuchs Group  
www.pepperl-fuchs.com

USA: +1 330 486 0001  
fa-info@us.pepperl-fuchs.com

Germany: +49 621 776 1111  
fa-info@de.pepperl-fuchs.com

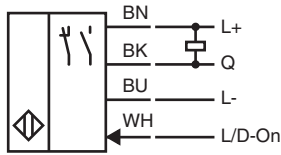
Singapore: +65 6779 9091  
fa-info@sg.pepperl-fuchs.com

**PF** PEPPERL+FUCHS

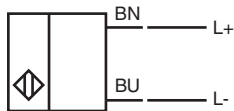
## Technical Data

Threshold detection range	35 m	
Light source	LED	
Light type	modulated visible red light	
Diameter of the light spot	approx. 110 mm at 1 m	
Angle of divergence	approx. 2.9 °	
Optical face	frontal	
Ambient light limit	EN 60947-5-2 10000 Lux	
<b>Functional safety related parameters</b>		
MTTF <sub>d</sub>	564 a	
Mission Time (T <sub>M</sub> )	20 a	
Diagnostic Coverage (DC)	0 %	
<b>Indicators/operating means</b>		
Operation indicator	LED green: on - power on flashing (4 Hz) - short circuit	
Function indicator	Receiver: Yellow LED: Permanently lit - light path clear Permanently off - object detected Flashing (4 Hz) - insufficient operating reserve	
Control elements	light/dark on electrically switchable	
<b>Electrical specifications</b>		
Operating voltage	U <sub>B</sub>	10 ... 30 V DC
Ripple		max. 10 %
No-load supply current	I <sub>0</sub>	< 25 mA
Protection class		III
<b>Output</b>		
Switching type	The switching type of the sensor is adjustable. The default setting is: Q - Pin4: NPN output / dark-on L/D-On - WH: Low-active input	
Signal output	1 NPN output, short-circuit protected, reverse polarity protected, open collector	
Switching voltage	max. 30 V DC	
Switching current	max. 100 mA , resistive load	
Voltage drop	U <sub>d</sub>	≤ 2 V DC
Switching frequency	f	500 Hz
Response time		≤ 1 ms
<b>Conformity</b>		
Product standard	EN 60947-5-2	
<b>Approvals and certificates</b>		
UL approval	E87056 , cULus Listed , class 2 power supply , type rating 1	
<b>Ambient conditions</b>		
Ambient temperature	-40 ... 60 °C (-40 ... 140 °F)	
Storage temperature	-40 ... 70 °C (-40 ... 158 °F)	
<b>Mechanical specifications</b>		
Degree of protection	IP67	
Connection	2 m fixed cable	
<b>Material</b>		
Housing	brass, nickel-plated	
Optical face	PMMA	
Cable	PVC	
Mass	approx. 70 g per device	

## Connection

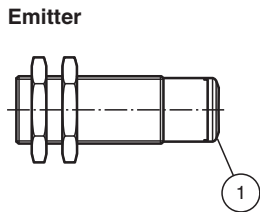


## Connection Assignment



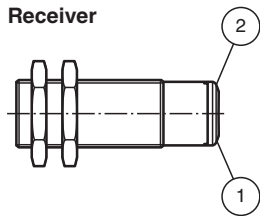
## Indication

### Emitter



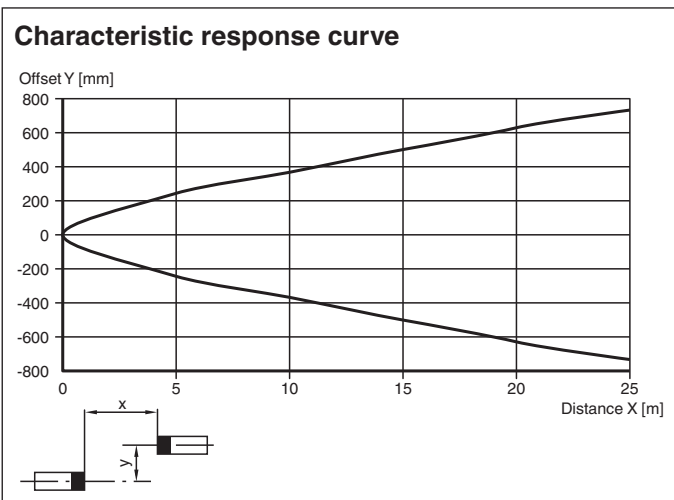
1	Operating display	green
2	Emitter	

### Receiver

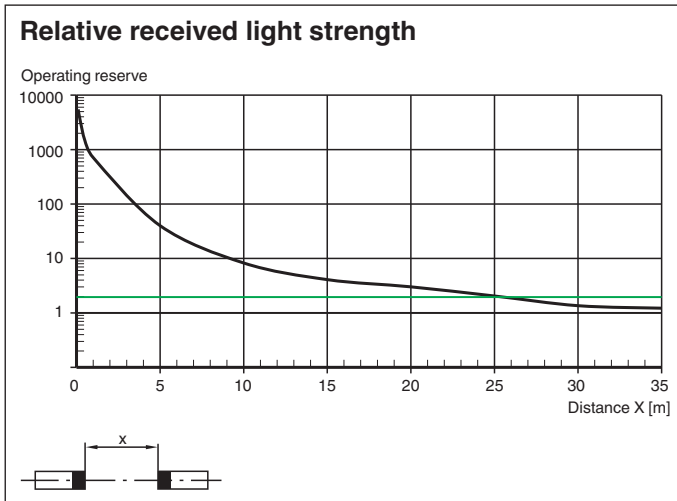


1	Operating display	green
2	Signal display	yellow
3	Receiver	

## Characteristic Curve



Release date: 2021-06-28 Date of issue: 2021-06-28 Filename: 70127731\_eng.pdf



Release date: 2021-06-28 Date of issue: 2021-06-28 Filename: 70127731\_eng.pdf

Refer to "General Notes Relating to Pepperl+Fuchs Product Information".

Pepperl+Fuchs Group  
www.pepperl-fuchs.com

USA: +1 330 486 0001  
fa-info@us.pepperl-fuchs.com

Germany: +49 621 776 1111  
fa-info@de.pepperl-fuchs.com

Singapore: +65 6779 9091  
fa-info@sg.pepperl-fuchs.com