Inductive sensor

NBB15-30GM50-WS-V12

- Basic series
- 15 mm flush
- 2-wire AC

Dimensions

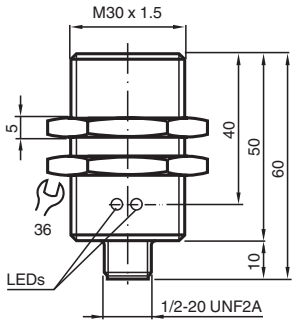

Technical Data

General specifications		
Switching function		Normally open (NO)
Output type		Two-wire
Rated operating distance	s_n	15 mm
Installation		quasi flush
Output polarity		AC
Assured operating distance	s_a	0 ... 12.15 mm
Actual operating distance	s_r	13.5 ... 16.5 mm
Reduction factor r_{Al}		0.33
Reduction factor r_{Cu}		0.28
Reduction factor r_{304}		0.81
Output type		2-wire
Nominal ratings		
Operating voltage	U_B	20 ... 253 V
Switching frequency	f	0 ... 20 Hz
Hysteresis	H	typ. 5 %
Reverse polarity protection		reverse polarity tolerant
Voltage drop	U_d	< 5 V (I_L > 50 mA); < 8 V (I_L < 50 mA)
Momentary current (20 ms, 0.1 Hz)		0 ... 1600 mA
Operating current	I_L	5 ... 200 mA

Release date: 2024-05-28 Date of issue: 2024-06-05 Filename: 801695_eng.pdf

Technical Data

Off-state current	I_r	0 ... 1.7 mA
Operating voltage indicator		LED, green
Switching state indicator		LED, yellow
Compliance with standards and directives		
Standard conformity		
Standards		EN IEC 60947-5-2
Approvals and certificates		
UL approval		cULus Listed, General Purpose
CSA approval		cCSAus Listed, General Purpose
CCC approval		Certified by China Compulsory Certification (CCC)
Ambient conditions		
Ambient temperature		-25 ... 70 °C (-13 ... 158 °F)
Mechanical specifications		
Connection type		Connector plug 1/2"-20 UN , 3-pin
Housing material		brass, nickel-plated
Sensing face		PBT
Degree of protection		IP67
Dimensions		
Length		60 mm
Diameter		30 mm
Note		[1] In the temperature range below 0 °C, permissible operating voltage U_b 80...253 V Safety fuse ≤ 0.2 A (quick-blow) according to IEC 60127-2 Sheet 1 Recommendation: after a short circuit, check that the device is functioning correctly.

Connection

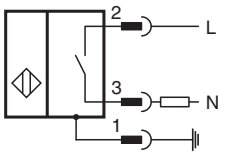

Connection Assignment

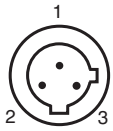

Wire colors

1	GN	(green)
2	RD/BK	(red/black)
3	RD/WH	(red/white)

Release date: 2024-05-28 Date of issue: 2024-06-05 Filename: 801695_eng.pdf

Mounting

Installation conditions

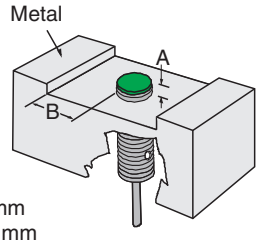

A = 5 mm
B = 15 mm

Release date: 2024-05-28 Date of issue: 2024-06-05 Filename: 801695_eng.pdf