


Inductive sensor

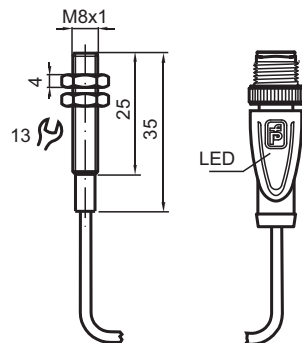
NMB3-8GM35-E2-150MM-V1



- 3 mm flush
- Stainless steel sensing face
- Increased operating distance



Dimensions



Technical Data

General specifications

Switching function		Normally open (NO)
Output type		PNP
Rated operating distance	s_n	3 mm
Installation		flush
Output polarity		DC
Assured operating distance	s_a	0 ... 2.43 mm

Release date: 2024-01-16 Date of issue: 2024-01-16 Filename: 911291_eng.pdf

Refer to "General Notes Relating to Pepperl+Fuchs Product Information".

Pepperl+Fuchs Group
www.pepperl-fuchs.com

USA: +1 330 486 0001
fa-info@us.pepperl-fuchs.com

Germany: +49 621 776 1111
fa-info@de.pepperl-fuchs.com

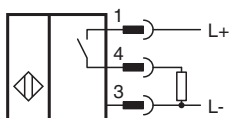
Singapore: +65 6779 9091
fa-info@sg.pepperl-fuchs.com

PEPPERL+FUCHS

Technical Data

Reduction factor r_{Al}		0.3
Reduction factor r_{Cu}		0.2
Reduction factor r_{304}		0.7
Output type		3-wire
Nominal ratings		
Operating voltage	U_B	10 ... 30 V
Switching frequency	f	0 ... 360 Hz
Hysteresis	H	5 ... 15 typ. 10 %
Reverse polarity protection		yes
Short-circuit protection		yes
Voltage drop	U_d	≤ 2 V
Operating current	I_L	0 ... 100 mA
Off-state current	I_r	0 ... 10 μ A typ. 0.1 μ A at 25 °C
No-load supply current	I_0	≤ 10 mA
Functional safety related parameters		
MTTF _d		2000 a
Mission Time (T_M)		20 a
Diagnostic Coverage (DC)		0 %
Indicators/operating means		
Operation indicator		Dual LED Green: power Yellow: output
Standard conformity		
Standards		EN 60947-5-2:2007 IEC 60947-5-2:2007
Approvals and certificates		
UL approval		cULus Listed, General Purpose
CCC approval		CCC approval / marking not required for products rated ≤ 36 V
Ambient conditions		
Ambient temperature		-25 ... 75 °C (-13 ... 167 °F)
Mechanical specifications		
Connection type		Cable connector M12 x 1 , PUR 150 mm
Housing material		Stainless steel 1.4305 / AISI 303
Sensing face		Stainless steel 1.4305 / AISI 303
Degree of protection		IP67
Dimensions		
Length		35 mm
Diameter		8 mm

Connection



Connection Assignment



Wire colors in accordance with EN 60947-5-2

1	BN	(brown)
2	WH	(white)
3	BU	(blue)
4	BK	(black)