

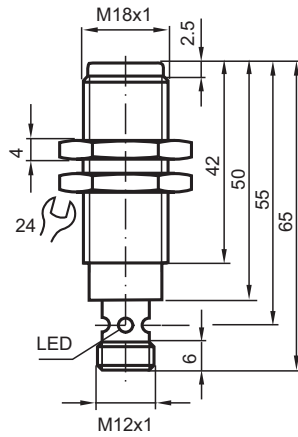
# Inductive sensor

## NMB10-18GM65-E2-C4-V1

- 10 mm flush
- Stainless steel sensing face
- Increased operating distance
- Weld Immune



### Dimensions



### Technical Data

General specifications		
Switching function		Normally open (NO)
Output type		PNP
Rated operating distance	$s_n$	10 mm
Installation		flush (Requirements: see drawing below)
Output polarity		DC
Assured operating distance	$s_a$	0 ... 8.1 mm
Actuating element		Ferrous and nonferrous targets
Reduction factor $r_{Al}$		0.4
Reduction factor $r_{Cu}$		0.25
Reduction factor $r_{304}$		0.85
Reduction factor $r_{St37}$		1
Output type		3-wire
Nominal ratings		
Operating voltage	$U_B$	10 ... 30 V DC
Switching frequency	$f$	1 Hz
Hysteresis	$H$	3 ... 15 typ. 5 %
Reverse polarity protection		reverse polarity protected
Short-circuit protection		pulsing

Release date: 2024-01-16 Date of issue: 2024-01-16 Filename: 913605\_eng.pdf

Refer to "General Notes Relating to Pepperl+Fuchs Product Information".

Pepperl+Fuchs Group  
www.pepperl-fuchs.com

USA: +1 330 486 0001  
fa-info@us.pepperl-fuchs.com

Germany: +49 621 776 1111  
fa-info@de.pepperl-fuchs.com

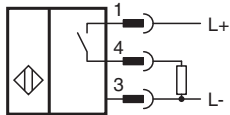
Singapore: +65 6779 9091  
fa-info@sg.pepperl-fuchs.com

**PF** PEPPERL+FUCHS

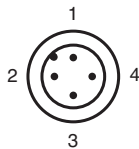
## Technical Data

Voltage drop	$U_d$	$\leq 2 \text{ V}$
Operating current	$I_L$	0 ... 200 mA
Current consumption		$\leq 10 \text{ mA}$
Off-state current	$I_r$	$\leq 10 \mu\text{A}$
No-load supply current	$I_0$	$\leq 15 \text{ mA}$
Operating voltage indicator		LED, green
Switching state indicator		Multihole-LED, yellow
Mag. Field strength, AC fields		250 mT
Mag. Field strength, DC fields		250 mT
<b>Compliance with standards and directives</b>		
Standard conformity		
Standards		EN 60947-5-2:2007 IEC 60947-5-2:2007
<b>Approvals and certificates</b>		
UL approval		cULus Listed, General Purpose
CCC approval		CCC approval / marking not required for products rated $\leq 36 \text{ V}$
<b>Ambient conditions</b>		
Ambient temperature		-25 ... 70 °C (-13 ... 158 °F)
<b>Mechanical specifications</b>		
Connection type		Connector plug M12 x 1 , 4-pin
Housing material		Xylan coated - Stainless steel 1.4305 / AISI 303
Sensing face		Xylan coated - Stainless steel 1.4305 / AISI 303
Degree of protection		IP67
Dimensions		
Length		65 mm
Diameter		18 mm

## Connection



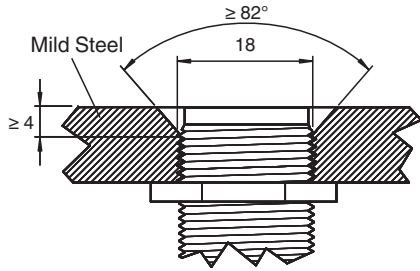
## Connection Assignment



Wire colors in accordance with EN 60947-5-2

1	BN	(brown)
2	WH	(white)
3	BU	(blue)
4	BK	(black)

## Mounting



Sensor face is flush with mounting surface.

Release date: 2024-01-16 Date of issue: 2024-01-16 Filename: 913605\_eng.pdf

Refer to "General Notes Relating to Pepperl+Fuchs Product Information".

Pepperl+Fuchs Group  
www.pepperl-fuchs.com

USA: +1 330 486 0001  
fa-info@us.pepperl-fuchs.com

Germany: +49 621 776 1111  
fa-info@de.pepperl-fuchs.com

Singapore: +65 6779 9091  
fa-info@sg.pepperl-fuchs.com

 **PEPPERL+FUCHS**