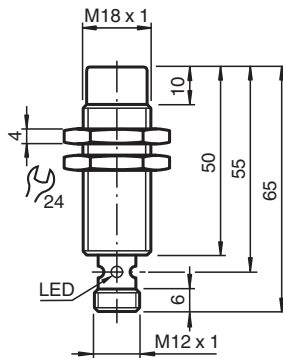


# Inductive sensor NJ8-18GM50-E-V1

■ 8 mm non-flush



## Dimensions



## Technical Data

### General specifications

Switching function		Normally open (NO)
Output type		NPN
Rated operating distance	$s_n$	8 mm
Installation		non-flush
Output polarity		DC
Assured operating distance	$s_a$	0 ... 6.48 mm
Actual operating distance	$s_r$	7.2 ... 8.8 mm typ. 8 mm
Reduction factor $r_{AI}$		0.42
Reduction factor $r_{Cu}$		0.4
Reduction factor $r_{304}$		0.72
Output type		3-wire

### Nominal ratings

Installation conditions		
A		10 mm
B		54 mm
C		24 mm

Release date: 2020-12-10 Date of issue: 2020-12-10 Filename: 084483\_eng.pdf

Refer to "General Notes Relating to Pepperl+Fuchs Product Information".

Pepperl+Fuchs Group  
www.pepperl-fuchs.com

USA: +1 330 486 0001  
fa-info@us.pepperl-fuchs.com

Germany: +49 621 776 1111  
fa-info@de.pepperl-fuchs.com

Singapore: +65 6779 9091  
fa-info@sg.pepperl-fuchs.com

**PF** PEPPERL+FUCHS

## Technical Data

Operating voltage	$U_B$	10 ... 60 V
Switching frequency	$f$	0 ... 1000 Hz
Hysteresis	$H$	1 ... 15 typ. 6 %
Reverse polarity protection		reverse polarity protected
Short-circuit protection		pulsing
Voltage drop	$U_d$	$\leq 3$ V
Voltage drop at $I_L$		
Voltage drop $I_L = 100$ mA, switching element on	$U_d$	1.5 ... 2.5 V typ. 1.9 V
Operating current	$I_L$	0 ... 200 mA
Lowest operating current	$I_m$	0 mA
Off-state current	$I_r$	0 ... 0.5 mA typ. 0.01 mA
Off-state current $T_U = 40$ °C, switching element off		$\leq 100$ $\mu$ A
No-load supply current	$I_0$	$\leq 9$ mA
Time delay before availability	$t_v$	$\leq 30$ ms
Switching state indicator		LED, yellow

### Compliance with standards and directives

Standard conformity		
Standards		EN 60947-5-2:2007 IEC 60947-5-2:2007

### Approvals and certificates

UL approval		cULus Listed, General Purpose
CSA approval		cCSAus Listed, General Purpose
CCC approval		Certified by China Compulsory Certification (CCC)

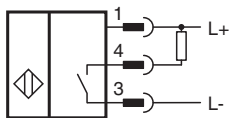
### Ambient conditions

Ambient temperature		-25 ... 70 °C (-13 ... 158 °F)
Storage temperature		-40 ... 85 °C (-40 ... 185 °F)

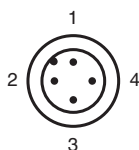
### Mechanical specifications

Connection type		Connector plug M12 x 1, 4-pin
Core cross-section		-
Housing material		Stainless steel 1.4305 / AISI 303
Sensing face		PBT
Degree of protection		IP67

## Connection




## Connection Assignment



Wire colors in accordance with EN 60947-5-2

1	BN	(brown)
2	WH	(white)
3	BU	(blue)
4	BK	(black)

## Accessories

	<b>BF 18</b>	Mounting flange, 18 mm
	<b>V1-G-2M-PUR</b>	Female cordset single-ended M12 straight A-coded, 4-pin, PUR cable grey
	<b>V1-W-2M-PUR</b>	Female cordset single-ended M12 angled A-coded, 4-pin, PUR cable grey

Release date: 2020-12-10 Date of issue: 2020-12-10 Filename: 084483\_eng.pdf

Refer to "General Notes Relating to Pepperl+Fuchs Product Information".

Pepperl+Fuchs Group  
www.pepperl-fuchs.com

USA: +1 330 486 0001  
fa-info@us.pepperl-fuchs.com

Germany: +49 621 776 1111  
fa-info@de.pepperl-fuchs.com

Singapore: +65 6779 9091  
fa-info@sg.pepperl-fuchs.com