Model Number

NJ40+U4+W-T

Features

- **Temperature range 0 ... 100 °C**

Connection

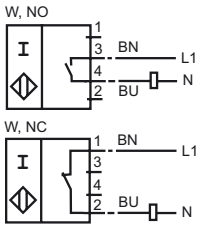

Accessories

V1-M20-80
Receptacles

V1-G
Non pre-wired cable socket

V1-W
Non pre-wired cable socket

MHW 01
Mounting aid

Dimensions

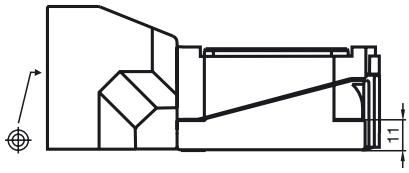

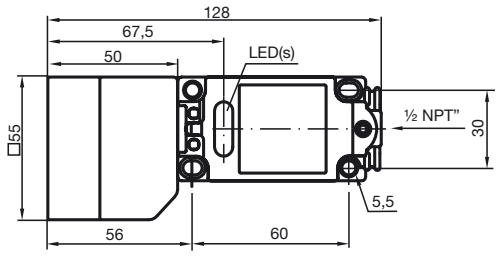

Technical Data

General specifications		
Switching element function		ACMake/Break function
Rated operating distance	s_n	40 mm
Installation		not embeddable
Output polarity		AC
Assured operating distance	s_a	0 ... 30.6 mm
Reduction factor r_{Al}		0.4
Reduction factor r_{Cu}		0.3
Reduction factor r_{V2A}		0.85
Nominal ratings		
Operating voltage	U_B	20 ... 253 V [1)]
Switching frequency	f	0 ... 25 Hz
Hysteresis	H	typ. 3 %
Voltage drop	U_d	≤ 7 V
Momentary current (20 ms, 0.1 Hz)		0 ... 4000 mA
Operating current	I_L	10 ... 500 mA
Off-state current	I_r	0 ... 3 mA typ.
Operating voltage display		LED, green
Indication of the switching state		LED, yellow
Standard conformity		
Standards		IEC / EN 60947-5-2:2004
Ambient conditions		
Ambient temperature		0 ... 100 °C (273 ... 373 K)
Mechanical specifications		
Connection type		terminal compartment
Core cross-section		up to 2.5 mm^2
Housing material		PBT
Sensing face		PBT
Protection degree		IP68
Note		[1)] In the temperature range below 0 °C, permissible operating voltage U_b 80...253 V Safety fuse ≤ 2 A (quick-blow) according to IEC 60127-2 Sheet 1 Recommendation: after a short circuit, check that the device is functioning correctly.

Release date: 2009-03-11 16:15 Date of issue: 2009-03-11 180294_ENG.xml