

Inductive sensor

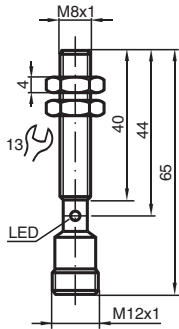
NMB1,5-8GM65-E0-FE-V1



- Stainless steel sensing face
- Sensing range 1.5 mm
- 3-wire DC
- Ferrous targets



Dimensions



Technical Data

General specifications		
Switching function		Normally open (NO)
Output type		NPN
Rated operating distance	s_n	1.5 mm
Installation		flush
Output polarity		DC
Assured operating distance	s_a	0 ... 1.215 mm
Actuating element		Ferrous targets
Reduction factor r_{Al}		0
Reduction factor r_{Cu}		0
Reduction factor r_{304}		0.6
Reduction factor r_{St37}		1
Output type		3-wire
Nominal ratings		
Operating voltage	U_B	10 ... 30 V DC
Switching frequency	f	80 Hz
Hysteresis	H	3 ... 15 typ. 5 %

Release date: 2024-01-16 Date of issue: 2024-01-16 Filename: 906239_eng.pdf

Refer to "General Notes Relating to Pepperl+Fuchs Product Information".

Pepperl+Fuchs Group
www.pepperl-fuchs.com

USA: +1 330 486 0001
fa-info@us.pepperl-fuchs.com

Germany: +49 621 776 1111
fa-info@de.pepperl-fuchs.com

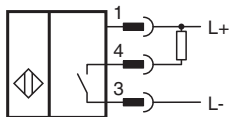
Singapore: +65 6779 9091
fa-info@sg.pepperl-fuchs.com

PEPPERL+FUCHS

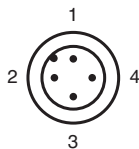
Technical Data

Reverse polarity protection		yes
Short-circuit protection		yes
Voltage drop	U_d	$\leq 2\text{ V}$
Operating current	I_L	$\leq 100\text{ mA}$
Current consumption		$\leq 15\text{ mA}$
Off-state current	I_r	$\leq 10\text{ }\mu\text{A}$
Indicators/operating means		
Operation indicator		LED red: Output
Standard conformity		
Standards		EN 60947-5-2:2007 IEC 60947-5-2:2007
Approvals and certificates		
UL approval		cULus Listed, General Purpose
CCC approval		CCC approval / marking not required for products rated $\leq 36\text{ V}$
Ambient conditions		
Ambient temperature		$-25 \dots 70\text{ }^\circ\text{C}$ ($-13 \dots 158\text{ }^\circ\text{F}$)
Mechanical specifications		
Connection type		Connector plug M12 x 1 , 4-pin
Housing material		Stainless steel 1.4305 / AISI 303
Sensing face		Stainless steel 1.4305 / AISI 303
Degree of protection		IP67
Dimensions		
Length		40 mm
Diameter		8 mm

Connection



Connection Assignment



Wire colors in accordance with EN 60947-5-2

1	BN	(brown)
2	WH	(white)
3	BU	(blue)
4	BK	(black)