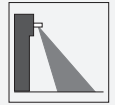


Sensor module

AIR17-S T0V1 MASTER

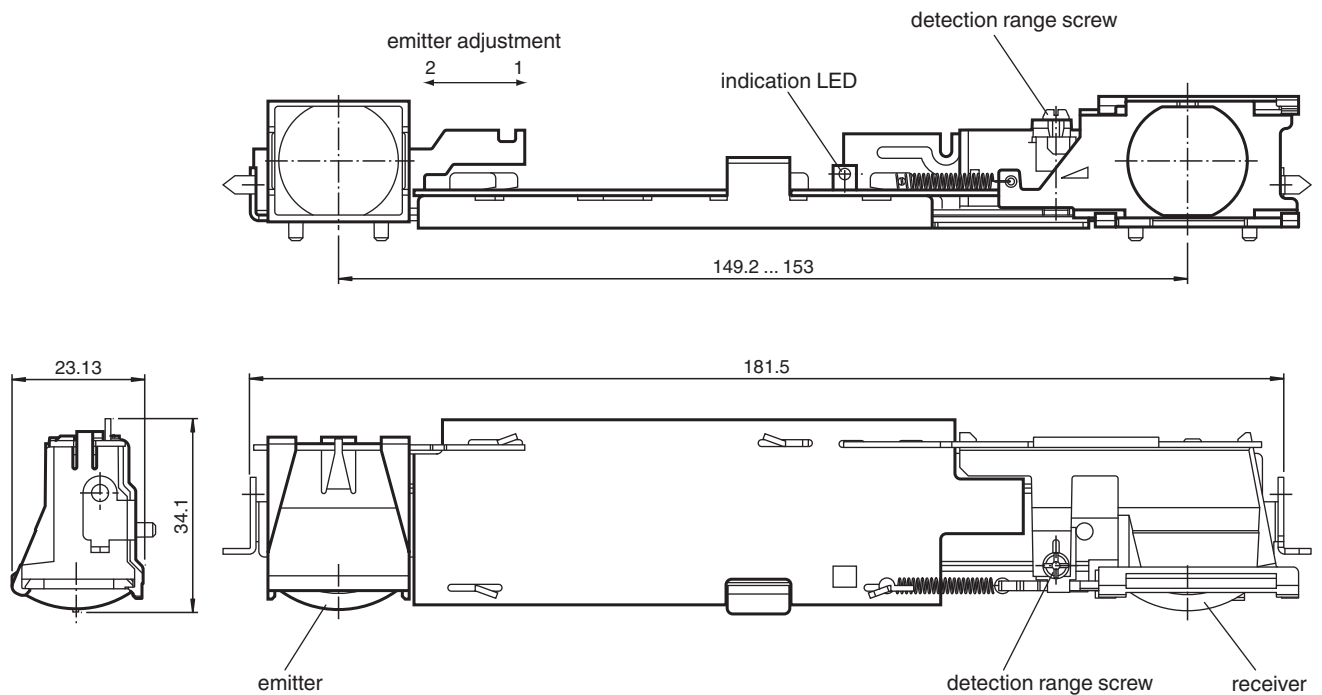


- Sensor module for configurable TopScan-S
- Master module
- Category 2, tested and certified to DIN 18650/EN 16005
- Safe function even on difficult floors
- Easy adjustment of transmitter for hinge side/ opposite hinge side

Replacement/extension sensor module



Dimensions



Technical Data

General specifications

Detection range min.	0 ... 1500 mm
Detection range max.	0 ... 2500 mm

Release date: 2022-07-15 Date of issue: 2022-07-15 Filename: 272274_eng.pdf

Refer to "General Notes Relating to Pepperl+Fuchs Product Information".

Pepperl+Fuchs Group
www.pepperl-fuchs.com

USA: +1 330 486 0001
fa-info@us.pepperl-fuchs.com

Germany: +49 621 776 1111
fa-info@de.pepperl-fuchs.com

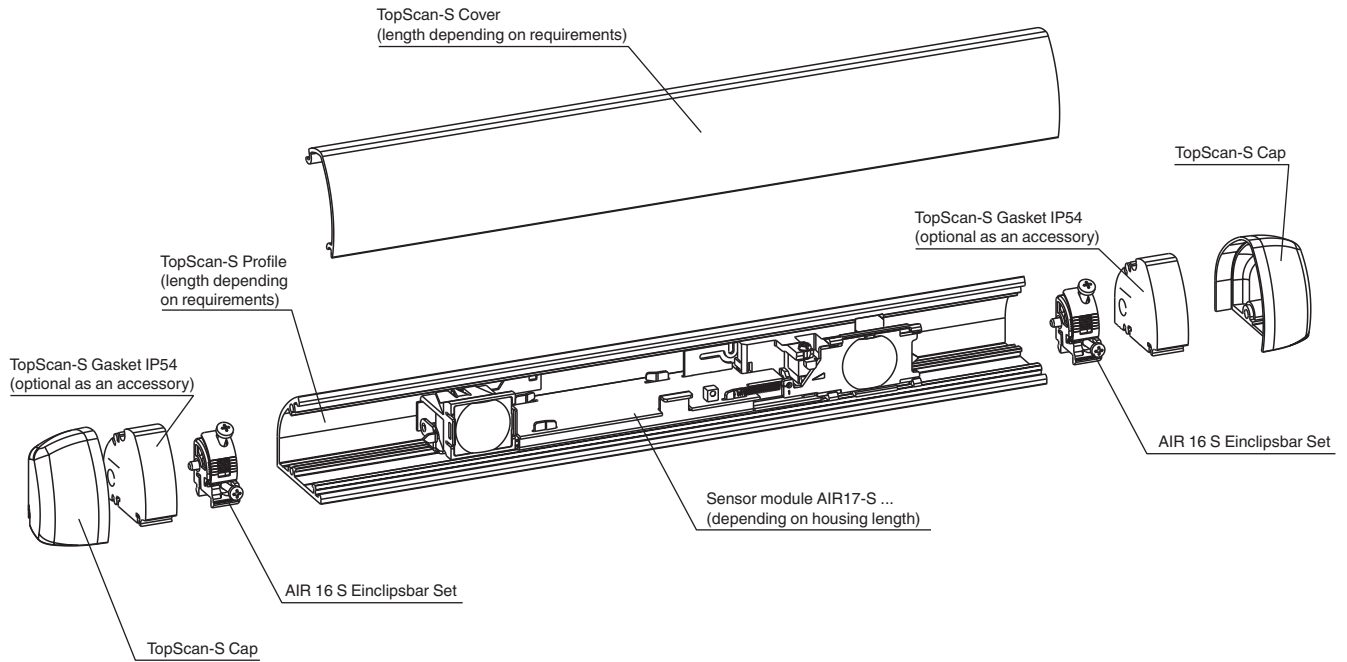
Singapore: +65 6779 9091
fa-info@sg.pepperl-fuchs.com

PF PEPPERL+FUCHS

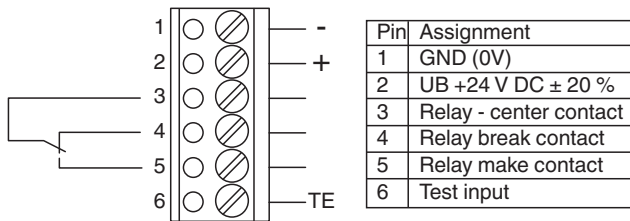
Technical Data

Light source	IRED	
Light type	modulated infrared light	
Black-white difference (6 %/90 %)	< 2 % at 2000 mm sensor range	
Operating mode	Background evaluation	
Diameter of the light spot	1.1 cm x 8.3 cm at 2000 mm sensor range	
Functional safety related parameters		
MTTF _d	880 a	
Mission Time (T _M)	20 a	
Diagnostic Coverage (DC)	90 %	
Indicators/operating means		
Function indicator	LED red/green	
Control elements	Sensing range adjuster	
Electrical specifications		
Operating voltage	U _B	24 V DC +/- 20 %
No-load supply current	I ₀	75 mA
Input		
Test input	active at U = -3 VDC to +1 VDC inactive at U = +4 VDC to 30 VDC	
Output		
Switching type	Relay de-energized at object inside the scanning range	
Signal output	Relay, 1 alternator	
Switching voltage	5 V ... 30 V AC/DC	
Switching current	max. 300 mA	
Response time	≤ 70 ms	
Approvals and certificates		
CCC approval	CCC approval / marking not required for products rated ≤36 V	
Ambient conditions		
Ambient temperature	-10 ... 50 °C (14 ... 122 °F)	
Mechanical specifications		
Mounting height	max. 2500 mm	
Note	Safety fuse ≤ 1 A (slow-blow) according to IEC 60127-2 Sheet 1 Recommendation: after a short circuit, check that the device is functioning correctly.	

Assembly



Connection Assignment



Explanation:

Relay:

Relay is inactive during detection

Relay is active in free detection field

Test input:

Test input is inactive at: U_{low} = +4 V DC ... +30 V DC

Test input is active at: U_{high} = -3 V DC ... +1 V DC

Release date: 2022-07-15 Date of issue: 2022-07-15 Filename: 272274_eng.pdf