

# LB Remote I/O type LB4104 \*2, LB4105 \*2

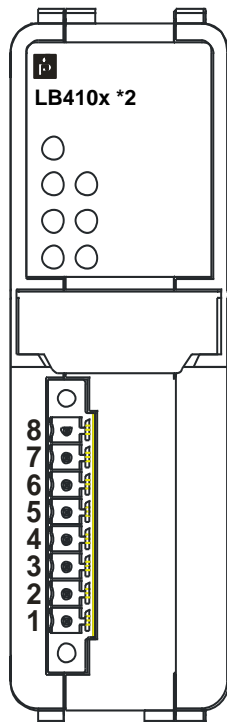
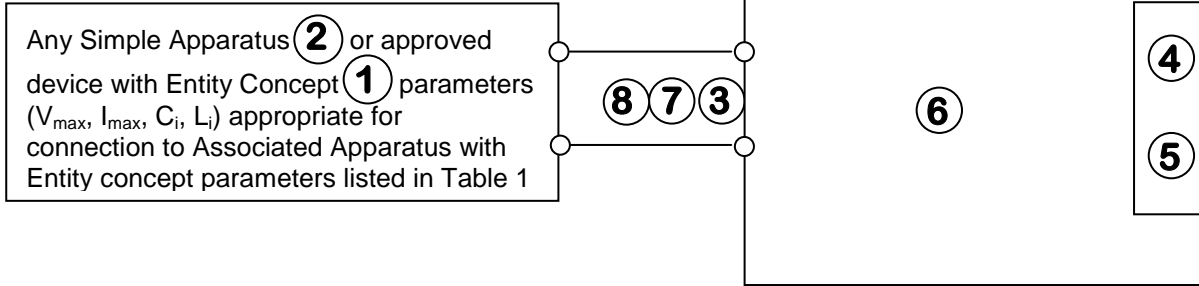
UL-File Number E106378

## Non Hazardous Location

or  
 Hazardous (Classified) Location  
 Class I, Division 1, Groups A,B,C,D  
 Class II, Division 1, Groups E,F,G  
 Class III  
 or  
 Class I, Zone 0 and 1, Groups IIA,IIB,IIC

## Non Hazardous Location

or  
 Hazardous (Classified) Location  
 Class I, Division 2, Groups A,B,C,D  
 or  
 Class I, Zone 2, Group IIC



LB4104 \*2  
 LB4105 \*2

**\*\*:** must show two characters.

First character shows a letter to identify the variant (using same HW) and second character shows a number to identify the HW version of the module type family, e.g.:  
 A2 – means variant A, HW version 2  
 C2 – means variant C, HW version 2  
 etc.

(in case of different ex-relevant parameters they are described and listed separately)

1 ..... 8 see notes next sides !

Dieses Dokument enthält sicherheitsrelevante Angaben. Es darf nicht ohne Absprache mit dem Normen Experten (NE Ex) geändert werden!		
This document contains safety-relevant information. It must not be altered without the authorization of the norm expert (NE Ex)!		
CONFIDENTIAL acc. to ISO 16016	valid as long as released in EDM	date: 2014-Jan-20
 Worldwide	Control Drawing	116-0358
	LB4104 *2, LB4105 *2	sheet 1 of 3

Types	Terminals	Ex values			GP A, B, IIC		GP C, D, E, F,G IIB / IIA	
		U <sub>0</sub> [V]	I <sub>0</sub> [mA]	P <sub>0</sub> [mW]	C <sub>0</sub> [μF]	L <sub>0</sub> [mH]	C <sub>0</sub> [μF]	L <sub>0</sub> [mH]
LB 4104 *2 LB 4105 *2	Ch1: 1(+), 2(-)	27	87	575	0.090	4.6	0.705	18
	Ch2: 3(+), 4(-)	27	87	575	0.090	4.6	0.705	18
	Ch3: 5(+), 6(-)	27	87	575	0.090	4.6	0.705	18
	Ch4: 7(+), 8(-)	27	87	575	0.090	4.6	0.705	18

**Table 1 - Intrinsically Safe Entity Parameter**

**Notes:**


1. The Entity Concept allows interconnection of intrinsically safe apparatus with associated apparatus not specifically examined in combination as a system when the approved values of V<sub>oc</sub> (or U<sub>0</sub>) and I<sub>sc</sub> (or I<sub>0</sub>) for the associated apparatus are less than or equal to V<sub>max</sub>(U<sub>i</sub>) and I<sub>max</sub>(I<sub>i</sub>) for the intrinsically safe apparatus and the approved values of C<sub>a</sub>(C<sub>0</sub>) and L<sub>a</sub>(L<sub>0</sub>) for the associated apparatus are greater than C<sub>i</sub> + C<sub>cable</sub> and L<sub>i</sub> + L<sub>cable</sub>, respectively, for the intrinsically safe apparatus.
2. Simple Apparatus: An electrical component or combination of components of simple construction with well defined electrical parameters that does not generate more than 1.5 volts, 100 milliamps, and 25 milliwatts, or a passive component that does not dissipate more than 1.3 watts and is compatible with the intrinsic safety of the circuit in which it is used.
3. Wiring methods must be in accordance with National Electrical Code (NEC) for US, and Canadian Electrical Code (CEC) for Canada.
4. The maximum rms or dc U<sub>m</sub> that can be applied is:
  - 60 V for power supply input
  - 30 V for bus signal input (communication input).
5. Connection only to certified backplane and certified power supply as listed in control-drawing 116-0396.
6. The LB Remote I/O are rated 'Nonincendive'. If the LB Remote I/O is intended to be mounted in a Division 2 location, they must be mounted in an enclosure with a minimum ingress protection of IP54. If the LB Remote I/O are intended to be mounted in a Zone 2 location they must be mounted in an AEx or Ex certified enclosure with ingress protection IP54. The enclosure must be able to accept Division 2 / Zone 2 wiring methods. A temperature rating of T4 applies to all nonincendive rated LB Remote I/O.
7. Modules with multiple intrinsically safe field wiring pairs shall be installed as separate intrinsically safe circuits.
8. For installations in which both the C<sub>i</sub> and L<sub>i</sub> of the intrinsically safe apparatus exceeds 1 % of the C<sub>0</sub> and L<sub>0</sub> parameters of the associated apparatus (excluding the cable), then 50 % of C<sub>0</sub> and L<sub>0</sub> parameters are applicable and shall not be exceeded.  
Note: the reduced capacitance of the external circuit (including cable) shall not be greater than 1 uF for IIB and 600 nF for IIC.

**WARNING** – EXPLOSION HAZARD – Substitution of Components may impair intrinsic safety and suitability for use in Class I, Division 2

**AVERTISSEMENT** – RISQUE D'EXPLOSION – La substitution de composants peut compromettre la sécurité intrinsèque et rendre ce matériel inacceptable pour l'utilisation dans les emplacements de Classe I, Division 2.

**WARNING** – EXPLOSION HAZARD – Do not disconnect the equipment unless the power has been switched off or the area is known to be non-hazardous

**AVERTISSEMENT** – RISQUE D'EXPLOSION - Ne pas déconnecter l'appareil si sous tension ou en présence d'une atmosphère explosive


Dieses Dokument enthält sicherheitsrelevante Angaben. Es darf nicht ohne Absprache mit dem Normen Experten (NE Ex) geändert werden!		
This document contains safety-relevant information. It must not be altered without the authorization of the norm expert (NE Ex)!		
CONFIDENTIAL acc. to ISO 16016	valid as long as released in EDM	date: 2014-Jan-20
 <b>PEPPERL+FUCHS</b>	Control Drawing	<b>116-0358</b>
	Worldwide	LB4104 *2, LB4105 *2
		sheet 2 of 3

**UL Notes:**

- LB Remote I/O must be installed in an enclosure that meets the requirements of ANSI/ISA S82.01 and NEC resp. ANSI/ISA 12.12.01-2013
- Installation should be in accordance with ANSI RP 12.6 „Installation of Intrinsically Safe Systems for Hazardous (Classified) Locations“ and the National Electrical Code (ANSI/NFPA 70). Where multiple intrinsically safe circuits extend from an associated apparatus, they must be installed in separate cables or in one cable having suitable insulation.

**c-UL Notes:**

- LB Remote I/O must be installed in an enclosure that meets the requirements of the Canadian Electrical Code, CSA C 22.1; Part 1 Appendix F.
- Wiring methods must be in accordance with the Canadian Electrical Code CSA C22.1 Part 1 Appendix F.

Dieses Dokument enthält sicherheitsrelevante Angaben. Es darf nicht ohne Absprache mit dem Normen Experten (NE Ex) geändert werden!		
This document contains safety-relevant information. It must not be altered without the authorization of the norm expert (NE Ex)!		
CONFIDENTIAL acc. to ISO 16016	valid as long as released in EDM	date: 2014-Jan-20
 <b>PEPPERL+FUCHS</b>	Control Drawing	<b>116-0358</b>
	Worldwide	LB4104 *2, LB4105 *2
		sheet 3 of 3