



INERIS

INSTITUT NATIONAL DE L'ENVIRONNEMENT
INDUSTRIEL ET DES RISQUES

Parc Technologique ALATA
B.P. N° 2 - 60550 Verneuil-en-Halatte - France
Tél. : (33) 03 44 55 66 77 - Fax : (33) 03 44 55 67 04
E-mail : ineris@ineris.fr

(2) **Equipment and protection systems intended for use in potentially explosive atmospheres
Directive 94/9/EC**

(1) **EC-TYPE EXAMINATION CERTIFICATE**

(3) Number of the EC type examination certificate: **INERIS 01ATEX0023**

(4) Protection apparatus or system:

ENCLOSURE TYPE S.....

(The points are replaced by letters and numbers according to alternatives of execution)

(5) Manufacturer: **ANTI DEFLAGRANTI SANTAMBROGIO (ADS).**

(6) Address: **Viale Rimembranze,93
20099 Sesto San Giovanni (Mi)
ITALY**

(7) This protection system or equipment and any other acceptable alternative of this one are described in the annex of this certificate and the descriptive documents quoted in this annex.

(8) The INERIS, notified body and identified under number 0080, in accordance with article 9 of Council Directive 94/9/CE 23th Mars 1994, certifies that this protection system or equipment fulfills the Essential of Health and Safety Requirements relating to the design and construction of equipments and protection systems intended for use in potentially explosive atmospheres, described in appendix II of the Directive.

The examinations and the tests are consigned in official report N°15950/01.

(9) The respect of the Essential Health and Safety Requirements is ensured by:

- conformity with:

EN 50 014 of June 1997 + A1 et A2


EN 50 018 of August 1994

EN 50281-1-1 of September 1998

- specific solutions adopted by the manufacturer to meet the Essential Health and Safety Requirements described in the descriptive documents.

(10) Sign X, when it is placed following the Number of the EC type examination certificate, indicates that this equipment and protection system is subjected to the special conditions for safe use, mentioned in the annex of this certificate.

- (11) This EC type examination certificate relates only to the design, examination and tests of the specified equipment or protective system in accordance to the directive 94/9/EC. Further requirements of the Directive apply to the manufacturing process and supply of this equipment or protective system. These are not covered by this certificate.
- (12) The marking of the equipment or the protection system will have to contain:

 II 2 GD


EEx d IIC T6 ou EEx d IIC T4 – IP66 ou IP67 – T85°C ou T135°C

Verneuil-en-Halatte, 2001 08 06



X. LEFEBVRE

Engineer at the Laboratory of Certification of
Materials ATEX



Director of the Certifying Body,
By delegation
B. PIQUETTE
Deputy manager of Certification



(13)

ANNEX

(14) EC TYPE EXAMINATION CERTIFICATE N° INERIS 01ATEX0023

(15) DESCRIPTION OF THE EQUIPMENT OR THE PROTECTION SYSTEM

The housing is made in light metal, it is composed with a body closed by a screwed cover.

According to versions the cover can be equipped with a window, and the base can receive an extension closed by a cover.

The enclosure type S.....in these various versions presents the degrees of protection IP 66/IP67 according to the European standard EN 60 529.

The enclosure type S.....is intended, depending on the type, for the following use:

- **Type S...** : Junction and pulling boxes (terminal blocks application)
- **Type SK/...** : for thermocouples / RTD or other thermometer elements, electronic transmitters or other equivalent devices.
- **Type SO/...** : for signalling/visualisation (analogic instruments LCD or LED), with cover fitted with window.
- **Type SO-E...** : for signalling/visualisation (analogic instruments LCD or meters, LED) or incandescent lamp, with extension and cover fitted with window.
- **Type SEB...** : for electronic board application, electronic devices to measure, control and elaborate signals physical parameters.
- **Type SMH...** : for electronic board application, electronic devices to measure, control and elaborate signals physical parameters, and for signalling/visualisation (analogic instruments LCD or LED), with extension and cover fitted with window.

PARAMETERS RELATING TO THE SAFETY

Maximal voltage : 250 V (DC) or 660 V (AC)

Frequency : 50 or 60 Hz

Maximum power dissipated :

- 15 W for version SO-E... equipped with the incandescent lamp
- 3 W for other versions.

MARKING


Marking must be readable and indelible; it must comprise the following indications:

A) For version SO-E... with incandescent lamp 15 watts

ANTI DEFLAGRANTI SANTAMBROGIO (ADS)

Sesto San Giovanni (MI)
ITALIE

S..... (1)
INERIS 01ATEX0023
(serial number, if any)
(year of construction)


 **II 2 GD**
EEx d IIC T4
IP66 or IP67 T135°C
T.amb :-20°C to 60°C
T.Cable : 87°C
DO NOT OPEN WHEN ENERGIZED
WAIT 2 MINUTES BEFORE OPENING

B) For all versions without incandescent lamp

ANTI DEFLAGRANTI SANTAMBROGIO (ADS)

Sesto San Giovanni (MI)
ITALIE

S..... (1)
INERIS 01ATEX0023
(serial number, if any)
(year of construction)

 **II 2 GD**
EEx d IIC T6
IP66 or IP67 T85°C
T.amb :-20°C to 60°C
DO NOT OPEN WHEN ENERGIZED

(1) The points are replaced by letters and numbers according to alternatives of execution. The various types are defined in the technical note.

The marking as a whole may be in the language of the country of use.

The apparatus must also bear the marking normally required by the standards for the construction of the electric apparatus.

ROUTINE EXAMINATIONS AND TESTS

In accordance with 16.2 of the standard EN 50 018, the equipment is exempted of routine test due to the fact that it has been performed a type test under four times the reference pressure ie 31,6 bar.

(16) DESCRIPTIVE DOCUMENTS

The technical report is composed of the documents quoted hereafter, constituting the descriptive file of the apparatus, object of this certificate.

Technical note n°03/NT/S rev.1 (13 pages) of 2001.02.14 signed on 2001.02.14
Safety note n°01/SN/S rev 1 (2 pages) of 2001.02.14 signed on 2001.02.14
Plan n°201072 folios 1 and 2 rev. 00 of 2000.09.20 signed on 2000.09.20
Plan n°201073 folios 1 and 2 rev. 00 of 2000.09.20 signed on 2000.09.20
Plan n°201079 rev. 00 of 2000.09.20 signed on 2000.09.20
Plan n°201080 rev. 00 of 2000.09.20 signed on 2000.09.20
Plan n°201081 rev. 00 of 2000.09.20 signed on 2000.09.20
Plan n°201082 rev. 01 of 2000.10.27 signed on 2000.10.27
Plan n°201084 rev. 00 of 2000.09.20 signed on 2000.09.20
Plan n°201086 rev. 00 of 2000.09.20 signed on 2000.09.20
Plan n°201087 rev. 01 of 2000.10.27 signed on 2000.10.27
Plan n°201088 rev. 01 of 2000.11.02 signed on 2000.11.02
Plan n°201089 folios 1 and 2 rev. 00 of 2000.09.20 signed on 2000.09.20
Plan n°201090 folios 1 and 2 rev. 00 of 2000.09.20 signed on 2000.09.20
Plan n°201065 rev. 00 of 2001.01.19 signed on 2001.01.19
Plan n°201104 rev. 00 of 2000.09.20 signed on 2000.09.20
Plan n°201400 rev. 00 of 2001.02.14 signed on 2001.02.14
Plan n°201401 rev. 00 of 2001.02.14 signed on 2001.02.14
Plan n°201402 rev. 00 of 2001.02.14 signed on 2001.02.14
Plan n°201403 rev. 00 of 2001.02.14 signed on 2001.02.14

(17) SPECIAL CONDITIONS FOR SAFE USE

The special conditions are defined in the instructions.

(18) ESSENTIAL REQUIREMENTS OF SAFETY AND HEALTH

The respect of the Essential Health and Safety Requirements is ensured by:

- conformity to the European standards EN 50 014, EN 50 018 and EN 50 281-1-1.
- the whole of the provisions adopted by the manufacturer and described in the descriptive documents.

ADDITION

(3) INERIS 01ATEX0023/01

(4) ENCLOSURE TYPE S.....

(5) Made by ADS

(15) PURPOSE OF THE ADDITION

- Application of new standards EN 60079-0 : 2006, EN 60079-1 : 2004, EN 61241-0 : 2006, EN 61241-1 : 2004, IEC 60079-0 : 2004, IEC 60079-1 : 2003, IEC 61241-0 : 2004 and IEC 61241-1 : 2004.
- Alternative of execution : the enclosure can be protected by increased safety "e" in accordance with the standard EN 60079-7 : 2003, and for temperature ambiante range -50°C to 40°C or -50°C to 60°C.
- The enclosure protected by increased safety is fitted with terminal block AKZ 2.5 or AKZ 4 covered by the EC type certificate examination SIRA 02ATEX3001U.
- Possibility to use the enclosure "Ex d" and "Ex tD" in ambient temperature of -50°C.
- Possibility to made the enclosure in stainless steel AISI304 or AISI 316L.

PARAMETERS RELATING TO THE SAFETY

The parameters relating to the safety, for the "Ex e" enclosure, are completed as follows :

For the terminal block AKZ2.5 :

Nominal section : 2.5 mm²
Maximum supply voltage : 176 V
Maximum intensity : 12 A

For the terminal block AKZ4 :

Nominal section : 4 mm²
Maximum supply voltage : 275 V
Maximum intensity : 18 A

MARKING

The marking is modified as follows:

A - For SO-E... version "Ex d" and "Ex tD" protection with incandescent lamp of 15 watts :

ADS


I - 20099 Sesto San Giovanni

SO-E...(*)

INERIS 01ATEX0023

(Serial number)

(Year of construction)

 II 2 GD

Ex d IIC T4

Ex tD A21 IP(**) T135°C

T.amb : (***)

WARNING :

DO NOT OPEN WHEN ENERGIZED

WAIT 2 MINUTES BEFORE OPENING

(*) Type is completed by letters and numbers corresponding to alternatives of execution stipulated on the descriptive documentation.

(**) IP66 or IP67

(***) -20°C to +60°C or -50°C to +60°C

B - For all others versions with "Ex d" and "Ex tD" protection :

ADS


I - 20099 Sesto San Giovanni

S...(*)

INERIS 01ATEX0023

(Serial number)

(Year of construction)

 II 2 GD

Ex d IIC T6

Ex tD A21 IP(**) T85°C

T.amb : (***)

WARNING : DO NOT OPEN WHEN ENERGIZED

(*) Type is completed by letters and numbers corresponding to alternatives of execution stipulated on the descriptive documentation.

(**) IP66 or IP67

(***) -20°C to +60°C or -50°C to +60°C

C - For all others version with "Ex e" protection :

ADS


I - 20099 Sesto San Giovanni

S...(*)

INERIS 01ATEX0023

(Serial number)

(Year of construction)

 II 2 GD

Ex e II T(**)

Ex tD A21 IP(***) T(****)

T.amb : (*****)

(Nominal voltage and current)

WARNING :DO NOT OPEN WHEN ENERGIZED

(*) Type is completed by letters and numbers corresponding to alternatives of execution stipulated in the descriptive documentation.

(**) T6 for ambient maxi 40°C or T5 for ambient maxi 60°C

(***) IP66 or IP67

(****) T85°C for -20°C or -50°C to 40°C or T100°C for -20°C or -50°C to 60°C

(*****) -20°C or -50°C to 40°C or -20°C or -50°C to 60°C

Marking may be carried out in the language of the country of use.

The protective system or equipment has also to carry the marking normally stipulated by its construction standards.

ROUTINE EXAMINATIONS AND TESTS

The routine examinations and tests are modified as follows:

Enclosure version "Ex d" for ambient up to -20°C :

In accordance with clause 16.2 of the EN 60079-1 standard, the equipment defined above is exempted of routine test in owing to the fact that it has undergone a static type test at 4 times the reference pressure under 31.6 bar.

Enclosure version "Ex d" for ambient up to -50°C :

Each apparatus defined above has to have successfully passed the following individual tests before delivery in accordance with clause 16.1 of the EN 60079-1 standard, an overpressure test of a period comprised between 10 and 60 seconds under 15.7 bar.

Enclosure version "Ex e" :

In accordance with clause 7.2 of the EN 60079-7 standard, a test of dielectric strength on each of the different circuits of the connection units, performed according to the relevant standards.

(16) DESCRIPTIVE DOCUMENTS

The descriptive document quoted hereafter constitutes the technical documentation describing the modification of the equipment, subject of this present addition.

- Certification file n° 37 (7 rubrics) on 2008.03.15

Signed on 2008.03.15

(17) SPECIAL CONDITIONS FOR SAFE USE


None.

(18) ESSENTIAL SAFETY AND HEALTH REQUIREMENTS


The respect of the Essential Health and Safety Requirements is completed as follows:

- Conformity to the standards EN 60079-0: 2006, EN 60079-1: 2004, EN 61241-0: 2006, EN 61241-1: 2004, CEI 60079-0: 2004, CEI 60079-1: 2003, CEI 61241-0: 2004 and CEI 61241-1: 2004.
- All provisions adopted by the manufacturer and defined in the descriptive documents.

Verneuil-en-Halatte, 2008 04 10


S. MAUGER
Project Manager at the ATEX
Equipment Evaluation Laboratory




Director of the Certifying Body,
By delegation
T. HOUËIX
Certification Officer
Certification Division

Business followed by:
Gilbert GIACALONE
Direct phone: +33 (0)3 44 55 63 83
Direct Fax: +33 (0)3 44 55 67 04
Email: Gilbert.Giacalone@ineris.fr

INERIS

PEPPERL+FUCHS srl
Via delle Arti e Mestieri, 4
20050 SULBIATE (MB)
ITALY

Verneuil-en-Halatte, on December 6, 2010

O/Ref. DCE-10-116622-13339B - EQEN/CA
File n°: CL 116623 / P116622 - DM EQEN N° 024059

Subject : Change of Trade names

I confirm that all EC type examination certificates and their addition having been established to:

ANTIDFLAGRANTI SANTAMBROGIO (ADS)
Viale Rimanbraze, 93
I-20099 SESTO SAN GIOVANNI (MI)

can be marked with the new trade name:

PEPPERL+FUCHS GmbH
Lilienthalstraße 200
D-68307 MANNHEIM

due to the fact the ATEX equipment owned by ADS are now the PEPPERL+FUCHS' property.

Only the manufacturer name is changed, all other statements and conditions written in the certificates are still valid.

This letter can be considered as an addition of concerned certificates to justify the change of the manufacturer name.

Yours faithfully,


Thierry HOUÉIX
Certification Officer
Certification Division

Copie : DM

Parc Technologique Alata BP 2 F-60550 Verneuil-en-Halatte
tél +33(0)3 44 55 66 77 fax +33(0)3 44 55 66 99 internet www.ineris.fr

Institut national de l'environnement industriel et des risques

Etablissement public à caractère industriel et commercial - RCS Sentis B 381 984 921 - Siret 381 984 921 00019 - APE 743B