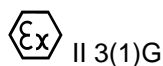


**UK Type Examination Certificate CML 21UKEX2659X Issue 0**
**United Kingdom Conformity Assessment**

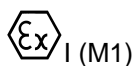
- 1 Product or Protective System Intended for use in Potentially Explosive Atmospheres UKSI 2016:1107 (as amended) – Schedule 3A, Part 1
- 2 Equipment **Remote I/O Input/Output-Devices Type LB7x04\*, LB3x02 A1, LB3x06\*, LB4x01\*, LB4x02\*, LB4x04\*, LB4x05\*, LB4x06\***
- 3 Manufacturer **Pepperl+Fuchs SE**
- 4 Address **Lilienthalstrasse 200,  
68307 Mannheim,  
Germany**
- 5 The equipment is specified in the description of this certificate and the documents to which it refers.
- 6 Eurofins E&E CML Limited, Newport Business Park, New Port Road, Ellesmere Port, CH65 4LZ, United Kingdom, Approved Body Number 2503, in accordance with Regulation 43 of the Equipment and Protective Systems Intended for Use in Potentially Explosive Atmospheres Regulations 2016, UKSI 2016:1107 (as amended), certifies that this equipment has been found to comply with the Essential Health and Safety Requirements relating to the design and construction of equipment intended for use in potentially explosive atmospheres given in Schedule 1 of the Regulations.  
  
The examination and test results are recorded in the confidential reports listed in Section 12.
- 7 If an 'X' suffix appears after the certificate number, it indicates that the equipment is subject to specific conditions of use (affecting correct installation or safe use). These are specified in Section 14.
- 8 This UK Type Examination certificate relates only to the design and construction of the specified equipment. Further requirements of the Regulations apply to the manufacturing process and supply of the product. These are not covered by this certificate.
- 9 Compliance with the Essential Health and Safety Requirements, with the exception of those listed in the confidential report, has been demonstrated through compliance with the following documents:  
  
EN IEC 60079-0:2018      EN 60079-11:2012      EN 60079-15:2010
- 10 The equipment shall be marked with the following:



II 3(1)G

Ex nA [ia Ga] IIC T4 Gc

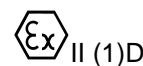
alternative: Ex nAc [ia] IIC T4



I (M1)

[Ex ia Ma] I

[Ex ia] I



II (1)D

[Ex ia Da] IIIC

[Ex ia] IIIC



## 11 Description

The I/O-Device type LB\*x0\*\* is designed as associated apparatus and designated for installation in the safe area or alternatively in areas requiring EPL Gc equipment.

Electronic components of the I/O-Device are arranged on printed-circuit-boards (PCB) packaged in a plastic enclosure suitable for installation on special backplanes.

The I/O-Device provides safe galvanic separation between intrinsically safe circuits and non-intrinsically safe signal circuits / non-intrinsically safe power supply on the PCB up to a sum of peak values of rated voltages of 375 V.

Various versions of the I/O-Device provide different level of IS protection:

- type LB\*10\*\*, up to four active input/output circuits without galvanic separation from each other, level of IS- protection Ex ia IIC / Ex ia IIIC / Ex ia I.
- type LB\*00\*\*, up to four active input/output circuits without galvanic separation from each other, level of IS-protection Ex ic IIC.

The function DI = Digital Input, DO = Digital Output, AO = Analogue Output and AI = Analogue Input is software-defined and does not affect Ex-relevant electrical parameters of the IS circuits.

In deviation from LB7x04\*, the devices LB3x0\*\*, LB4x0\*\* provide given function not changeable by software. The Ex-relevant electrical parameters of the IS circuits of all models listed above are identical.

The I/O Devices type LB\*x0\*\* are designated for installation on special backplanes, fitted with power supply (power supply unit type LB9006\* / type LB9104\*).

The backplanes and power supplies are subject to other IECEx Certificates.

Listing of all components used referring to older standards: not applicable. Certificate history and evaluation reports.

Issue	Date	Associated report	Notes
0	20 July 2021	R14112V/00	Issue of the prime certificate.

Note: Drawings that describe the equipment are listed or referred to in the Annex.

## 12 Conditions of Manufacture

The following conditions are required of the manufacturing process for compliance with the certification.

- 12.1 The manufacturer shall carry out the routine verifications and tests by EN 60079-0:2018 necessary to ensure that the subject produced complies with the specification submitted to the testing station together with the prototype or sample. He shall also make any routine verifications and tests required by the respective European Standards.

(I/O-Device type LB7104\*, LB3102A1, LB3106\*, LB4101\* LB4102\*, LB4104\*, LB4105\*, LB4106\*) These routine verifications and tests do not substitute for the procedure defined in annexes IV to VII inclusive of Directive 2014/34/EU as required, in addition to the module EU-Type Examination, for the conformity assessment procedure (article 13 of Directive 2014/34/EU).

(I/O-Device type LB7004\*, LB3002A1, LB3006/ LB4001\*, LB4002\*, LB4004\*, LB4005\*, LB4006\*) These routine verifications and tests do not substitute the procedure defined in Annex VIII of Directive 2014/34/EU as required for the conformity assessment procedure (Article 13 of Directive 2014/34/EU).



**CML 21UKEX2659X  
Issue 0**

### **13 Specific Conditions of Use**

The following conditions relate to safe installation and/or use of the equipment.

- 13.1 The devices shall only be used together with the respective backplanes. The backplanes are subject to other Test Reports.
- 13.2 The devices must be installed in an enclosure complying with IEC/EN 60079-0 providing degree of IP protection IP54 according to IEC/EN 60529, or in a controlled environment providing pollution degree 2 according to IEC/EN 60664-1.
- 13.3 Installation in areas requiring EPL Gc equipment (Zone 2): The devices shall be installed in an enclosure corresponding at least to EPL Gc according to IEC/EN 60079-15 / IEC/EN 60079-0 and providing degree of IP protection IP54 according to IEC/EN 60529.

## Certificate Annex

**Certificate Number** CML 21UKEX2659X  
**Equipment** Remote I/O Input/Output-Devices Type LB7x04\*, LB3x02 A1, LB3x06\*, LB4x01\*, LB4x02\*, LB4x04\*, LB4x05\*, LB4x06\*  
**Manufacturer** Pepperl+Fuchs SE



The following documents describe the equipment defined in this certificate:

### Issue 0

For drawings describing the equipment, refer to attached certificate BVS 11 ATEX E 116 X. In addition to the drawings listed on BVS 11 ATEX E 116 X, the following drawings include the additional marking required for this UK Type Examination certification:

Drawing No	Sheets	Rev	Approved date	Title
16-1555CM-10	1 to 2	0	20 July 2021	Additional Marking Requirements for UKCA