



PROGRAMMING WORKSHEET

6000 SERIES

PURGE/PRESSURIZATION SYSTEM



Purge 6000 User Interface Programming Worksheet

Programming worksheet

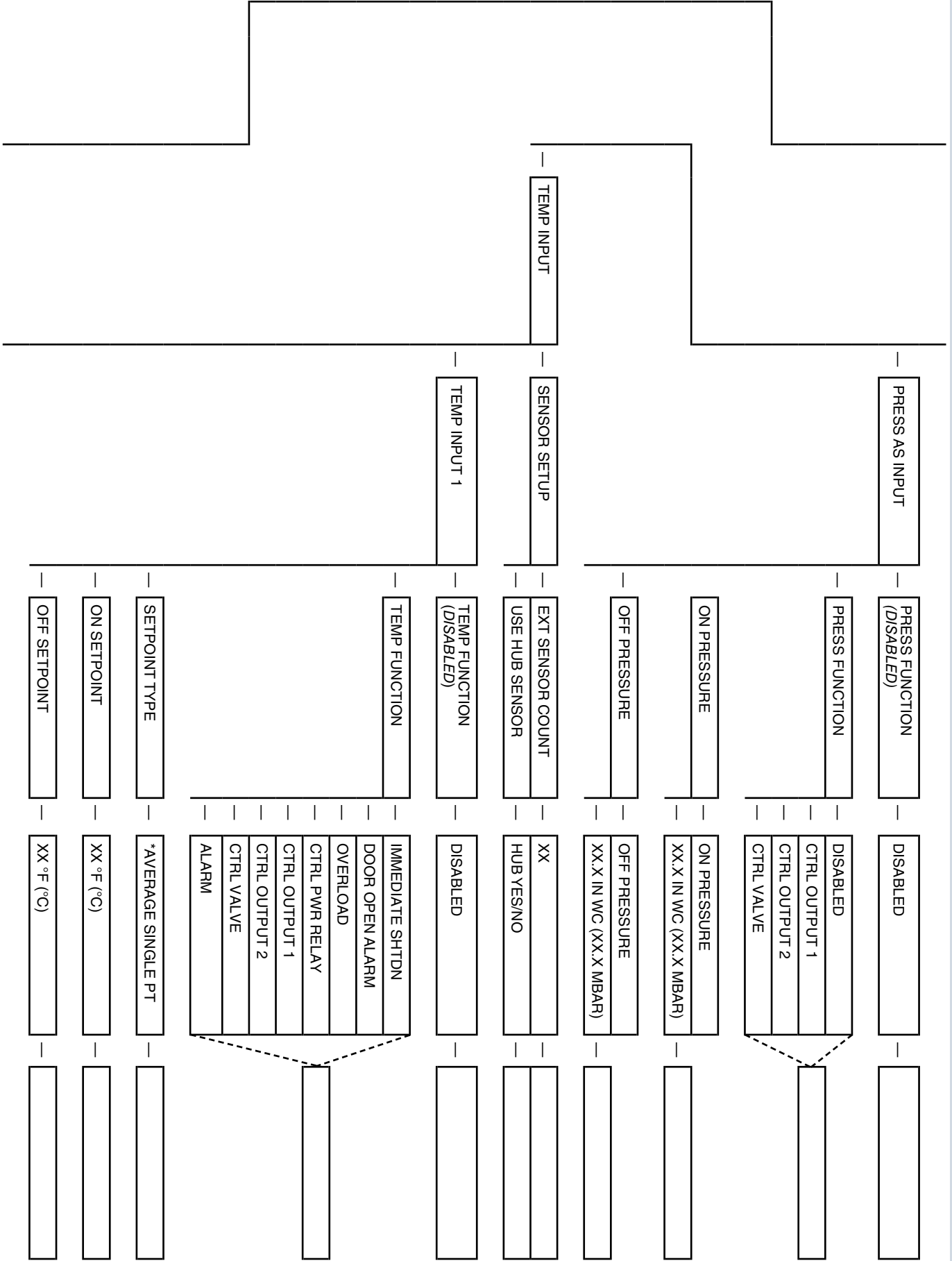
SETUP	PASSWORD	PURGE SETTINGS	ENCLOSURE VOLUME (XXXX FT ³ [M ³])	USER DEFINED	
			NUMB OF EXCHANGES (5)	4 - 19	
			PURGE FLOW (12)	5 (141 L/M)	
				12 (340 L/M)	
				20 (565 L/M)	
				30 850 L/M)	
				DYNAMIC	
			VENT FLOW CONTROL (ONE VENT)	ONE VENT	
				2 VENTS ADD FLOWS	
				2 VENTS LEAST FLOW	
				2 VENTS SIL	
			ENVIRONMENT (GAS)	GAS, DUST, BOTH	
			PRESSURES	MAX OVER PRESSURE (4.0 IN WC [10 MBAR])	
				LOW PRESSURE (4.0 IN WC [10 MBAR])	
				MIN OVER PRESSURE (0.25 IN WC [0.63 MBAR])	
			TIMERS	PURGE TIMER	READ ONLY - FIXED TIME.
				SHUTDOWN TIMER (0 SEC.)	0 - 300 SEC.
				UNLOCK DOOR TIMER (0 MIN)	0 - 300 MIN.
			OPERATION MODE (FA)	STD, SA, FA	
			UNITS (ENGLISH)	ENGLISH	
				METRIC	

Purge 6000 User Interface Programming Worksheet

INPUT SETTINGS	INPUT 1	INPUT 1 FUNCTION (DISABLED)	DISABLED	
		INPUT 1 FUNCTION	IMMEDIATE SHUTDOWN DOOR OPEN ALARM OVERLOAD CTRL PWR RELAY CTRL OUTPUT 1 CTRL OUTPUT 2 CTRL VALVE SYS BYPASS	
		SRM (NO)	YES, NO	
		INVERT INPUT (NO)	YES, NO	
	INPUT 2	INPUT 2 FUNCTION (DISABLED)	DISABLED	
		INPUT 2 FUNCTION	IMMEDIATE SHUTDOWN DOOR OPEN ALARM OVERLOAD CTRL PWR RELAY CTRL OUTPUT 1 CTRL OUTPUT 2 CTRL VALVE	
		SRM (NO)	YES, NO	
		INVERT INPUT (NO)	YES, NO	

Purge 6000 User Interface Programming Worksheet

INPUT 3	INPUT 3 FUNCTION (DISABLED)	DISABLED	
	INPUT 3 FUNCTION	IMMEDIATE SHUTDOWN DOOR OPEN ALARM OVERLOAD CTRL PWR RELAY CTRL OUTPUT 1 CTRL OUTPUT 2 CTRL VALVE	
	SRM (NO)	YES, NO	
	INVERT INPUT (NO)	YES, NO	
INPUT 4	INPUT 4 FUNCTION (DISABLED)	DISABLED	
	INPUT 4 FUNCTION	IMMEDIATE SHUTDOWN DOOR OPEN ALARM OVERLOAD CTRL PWR RELAY CTRL OUTPUT 1 CTRL OUTPUT 2 CTRL VALVE	
	SRM (NO)	YES, NO	
	INVERT INPUT (NO)	YES, NO	

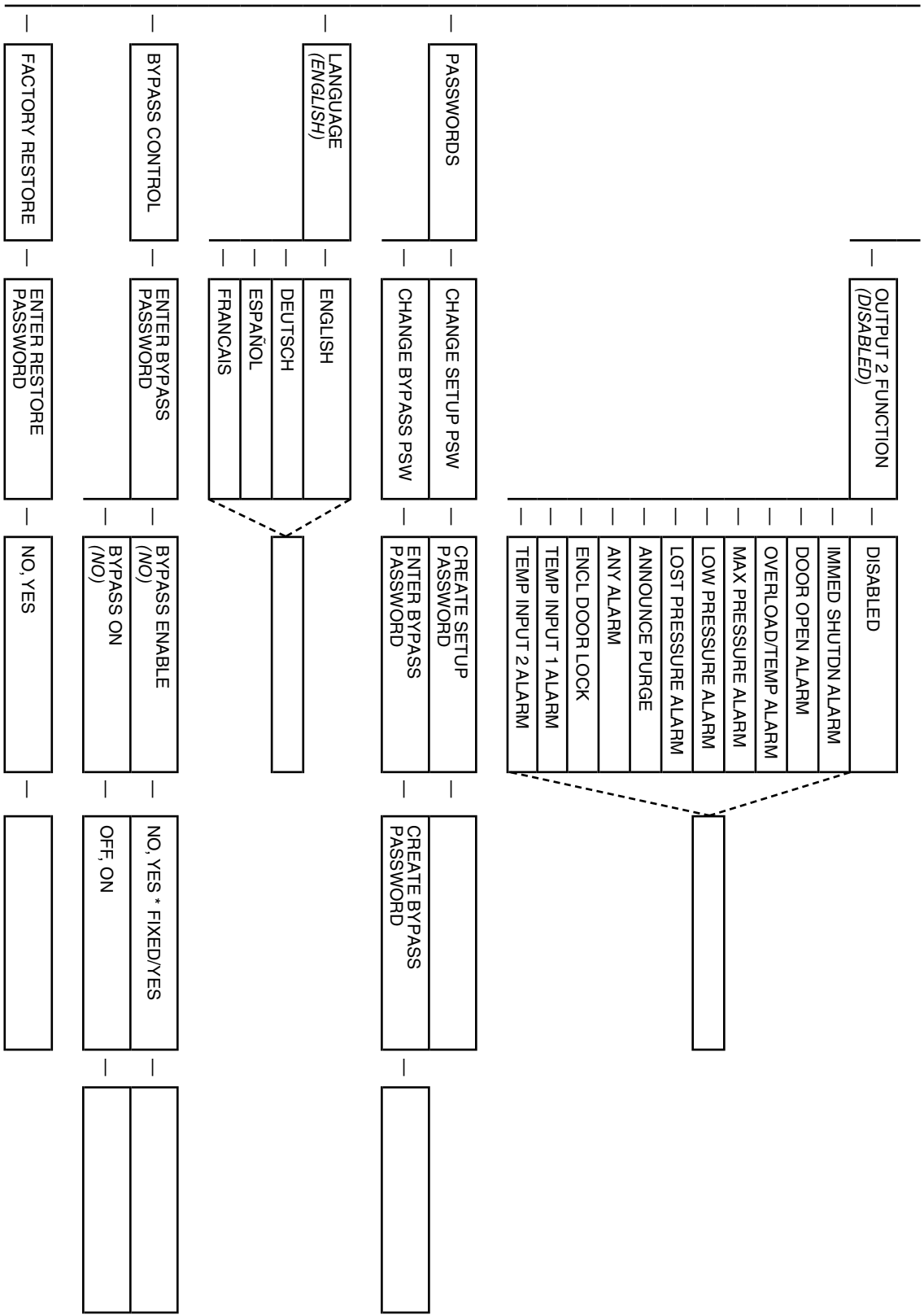


Purge 6000 User Interface Programming Worksheet

TEMP INPUT 2	TEMP FUNCTION (DISABLED)	DISABLED	
	TEMP FUNCTION	IMMEDIATE SHUTDOWN DOOR OPEN ALARM OVERLOAD CTRL PWR RELAY CTRL OUTPUT 1 CTRL OUTPUT 2 CTRL VALVE ALARM	
	SETPOINT TYPE	*AVERAGE SINGLE PT	
	ON SETPOINT	XX °F (°C)	
	OFF SETPOINT	XX °F (°C)	

OUTPUT SETTINGS	OUTPUT 1 FUNCTION (DISABLED)	DISABLED IMMEDIATE SHUTDOWN ALARM DOOR OPEN ALARM OVERLOAD/TEMP ALARM MAX PRESSURE ALARM LOW PRESSURE ALARM LOST PRESSURE ALARM ANNOUNCE PURGE ANY ALARM ENCL DOOR LOCK SYS BYPASS ALARM TEMP INPUT 1 ALARM TEMP INPUT 2 ALARM
-----------------	------------------------------	--

Purge 6000 User Interface Programming Worksheet



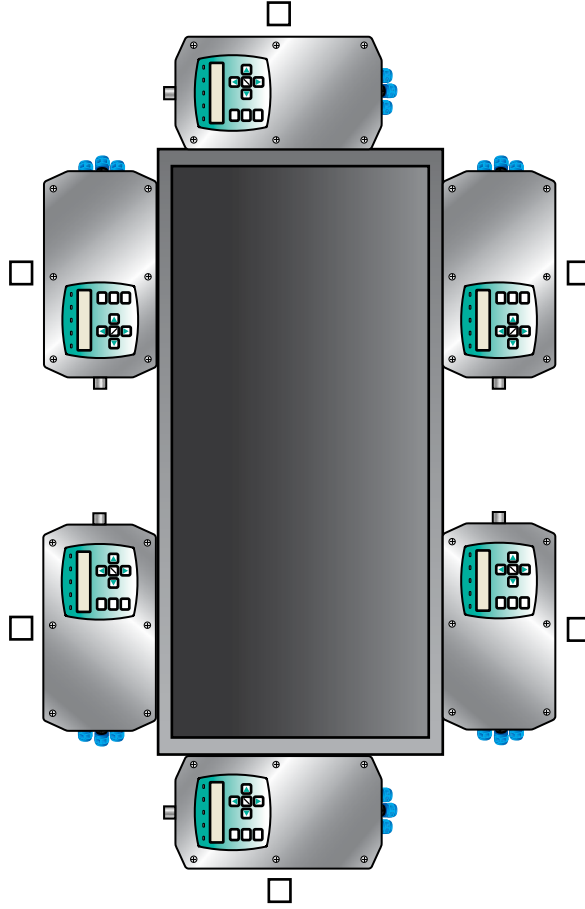
Purge 6000 User Interface Programming Worksheet

ARROW KEY SEQUENCE - 4 TO 8 STROKES EACH

SETUP PASSWORD							
BYPASS PASSWORD							

DATE: _____

NAME: _____



(Left hand mount is default)

Italicized items in parentheses are default settings

Additional charge for preconfiguration

Vent orientation not required

PROCESS AUTOMATION – PROTECTING YOUR PROCESS



For over a half century, Pepperl+Fuchs has provided new concepts for the world of process automation. Our company sets standards in quality and innovative technology. We develop, produce and distribute electronic interface modules, Human-Machine Interfaces and hazardous location protection equipment on a global scale, meeting the most demanding needs of industry. Resulting from our world-wide presence and our high flexibility in production and customer service, we are able to offer complete individual solutions – wherever and whenever you need us. We are the recognized experts in our technologies – Pepperl+Fuchs has earned a strong reputation by supplying the world's largest process industry companies with the broadest line of proven components for a diverse range of applications.

1 Worldwide/German Headquarters

Pepperl+Fuchs GmbH
Mannheim · Germany
Tel. +49 621 776 2222
E-Mail: pa-info@de.pepperl-fuch.com

2 Asia Pacific Headquarters

Pepperl+Fuchs PTE Ltd.
Singapore
Company Registration No. 199003130E
Tel. +65 6779 9091
E-MAIL: PA-INFO@SG.PEPPERL-FUCHS.COM

3 Central/Western Europe & Africa Headquarters

Pepperl+Fuchs N.V.
Schoten/Antwerp · Belgium
Tel. +32 3 6442500
E-Mail: pa-info@be.pepperl-fuchs.com

4 Middle East Headquarters

Pepperl+Fuchs M.E (FZE)
Dubai · UAE
Tel. +971 4 883 8378
E-Mail: pa-info@ae.pepperl-fuchs.com

5 North/Central America Headquarters

Pepperl+Fuchs Inc.
Twinsburg · Ohio · USA
Tel. +1 330 486 0002
E-Mail: pa-info@us.pepperl-fuchs.com

6 Northern Europe Headquarters

Pepperl+Fuchs GB Ltd.
Oldham · England
Tel. +44 161 6336431
E-Mail: pa-info@gb.pepperl-fuchs.com

7 Southern/Eastern Europe Headquarters

Pepperl+Fuchs Elcon srl
Sulbiate · Italy
Tel. +39 039 62921
E-Mail: pa-info@it.pepperl-fuchs.com

8 Southern America Headquarters

Pepperl+Fuchs Ltda.
São Bernado do Campo · SP · Brazil
Tel. +55 11 4341 8448
E-Mail: pa-info@br.pepperl-fuchs.com

www.pepperl-fuchs.com

 **PEPPERL+FUCHS**
PROTECTING YOUR PROCESS