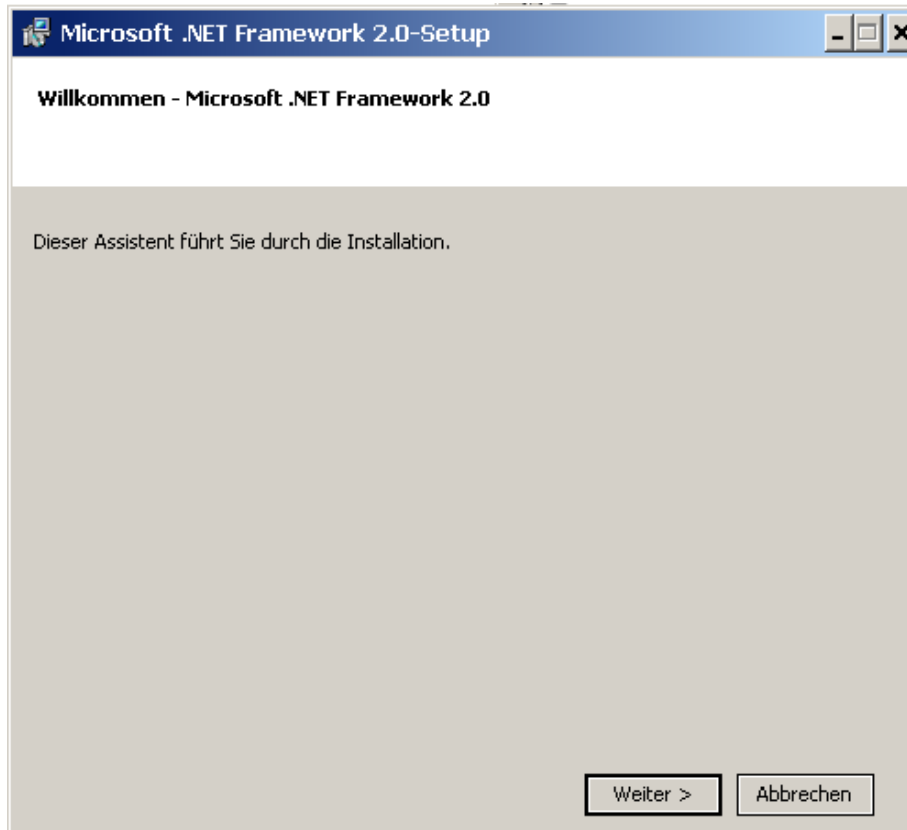


## Installation guideline PACTware 4.X

The installation of the **.NET** Framework is required before the installation of **PACTware 4.X** can be done.

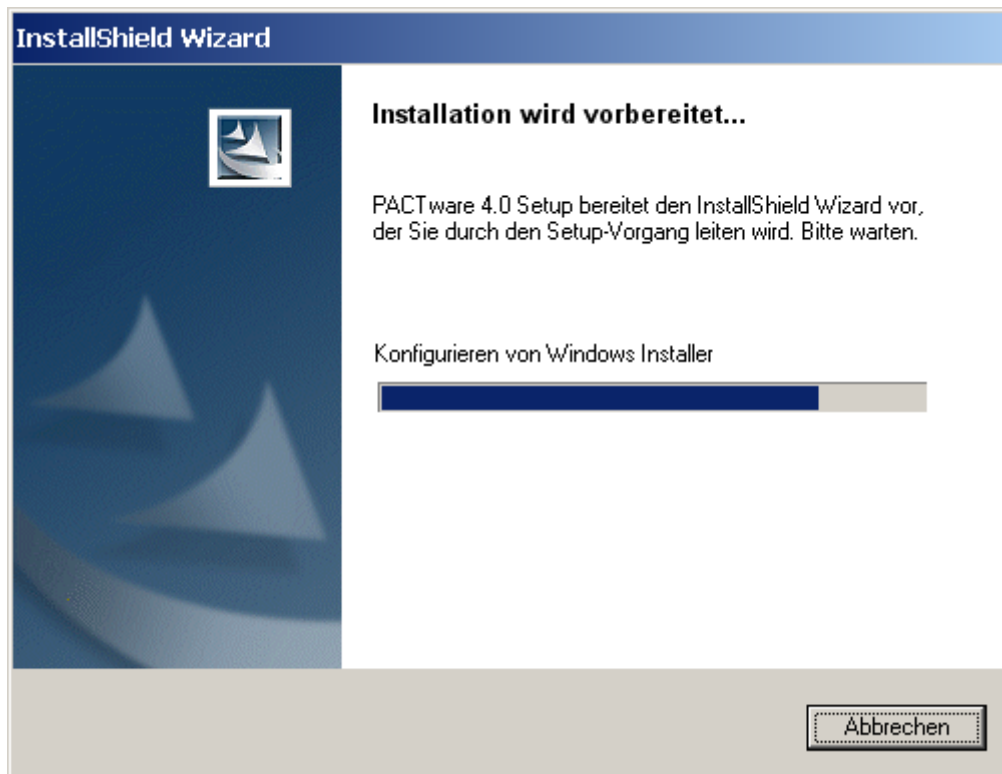
Download the **.NET** Framework from the Pepperl+Fuchs homepage referred to as [www.pepperl-fuchs.com](http://www.pepperl-fuchs.com). You can find **.Net** in the Product Selector.

Decompress the downloaded **ZIP** files and let store the contents to separate locations on your hard drive. Install the application by clicking on its corresponding **install.exe**.

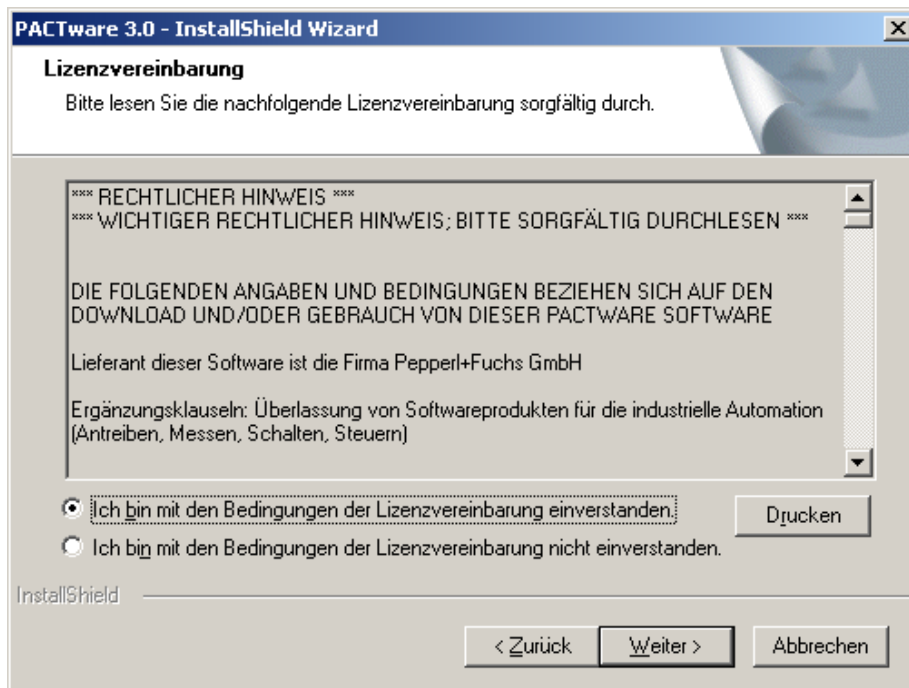


Download **PACTware 4.X** from the Pepperl+Fuchs homepage referred to as [www.pepperl-fuchs.com](http://www.pepperl-fuchs.com). You can find **PACTware 3.6** in the Product Selector. Decompress the downloaded **ZIP** files and let store the contents to separate locations on your hard drive. Install the application by clicking on its corresponding **setup.exe**.

Select the required language and confirm by clicking to **OK**.



Accept the conditions of the license agreement and confirm by clicking to **Weiter**.



Select the required setup type



**PACTware 4.X** will now be installed on your computer.  
Confirm by clicking to **Fertig stellen** when the installation has been finished.

