


Changing the Perspective.

Sensor Solution for
Pallet Detection

Sophisticated combination of an application-optimized mounting concept and advanced sensor technologies.



Your automation, our passion.


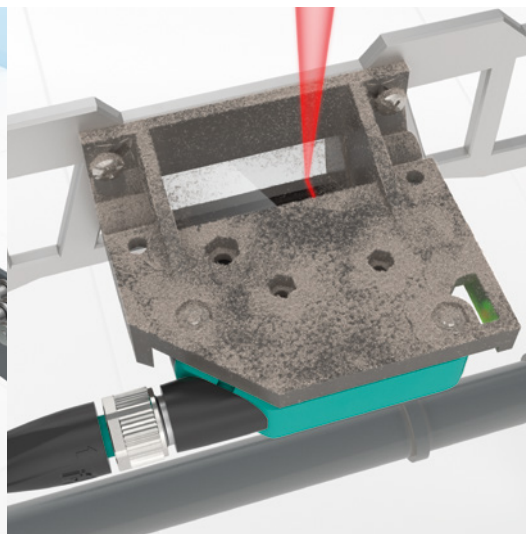
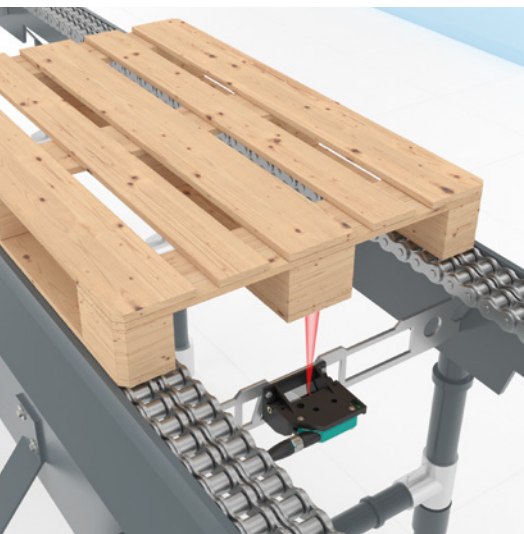
 **PEPPERL+FUCHS**

Uniquely Flexible and Particularly Efficient

Reliable detection of a wide variety of pallet types—that's what the pallet detector from Pepperl+Fuchs stands for. Installation inside the conveyor line is extremely simple with only two components and also ensures increased occupational safety.

Modular Solution for Pallet Detection


The pallet detector is the perfect combination of a mounting specially developed for the application and application-optimized sensor technology. For reliable detection of standardized wooden pallets, the photoelectric sensors of the R20x series are used. For shiny plastic pallets with many indentations, the diffuse mode sensor of the F77 series is ideally suited.



Sophisticated mounting concept with only two components enables easy pre-assembly of individual conveyor sections

Extremely resistant to dirt due to special bracket design and sensor algorithm for distinguishing between dirt and objects

Additional ultrasonic variant for particularly demanding applications with difficult-to-detect pallet types



For more information, visit:
pepperl-fuchs.com/pf-pallet-detector

