


Sending New Signals.

Functionality, affordability, and superior quality in a miniature cube housing.

ECHO-M Radar-Based Opening Impulse Sensor



Your automation, our passion.

 **PEPPERL+FUCHS**

Reliable Detection System for Automatic Doors

The ECHO-M is a cost-effective and straightforward opening impulse sensor for basic applications with a high-quality design typical of Pepperl+Fuchs. Based on powerful 24 GHz technology with microprocessor control, the radar motion sensor reliably detects people and objects at all times, even in challenging ambient conditions.


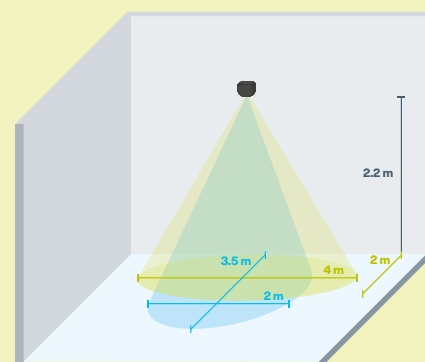
Basic Functions, Excellent Quality

The ECHO-M is suitable for use on revolving and sliding doors. Rigorous quality standards covering everything from the design to the manufacturing process ensure that the ECHO-M functions reliably. Due to its rugged electronic and mechanical design, the radar sensor is extremely durable. A clearly visible green LED also enables operators to check the status of the sensor while it is running—even when the housing is closed. The ECHO-M can be mounted on walls or ceilings and the cable can be fed in through the side or the rear of the device, making it easy to adapt to a variety of installation conditions.

Excerpt of Technical Data

ECHO-M

Sensing range	At a 2200 mm installation height and 30° inclination angle: 2000 mm × 4000 mm (D × W) (standard) or 3500 mm × 2000 mm (D × W) (narrow)
Installation height	3000 mm
Degree of protection	IP54
Ambient temperature	-25... +55 °C
Dimensions	75 mm × 64 mm × 44 mm
Operating voltage	24 V DC ±10 %
Signal output	Solid-state relay
Connection	35 mm connection adapter included in scope of delivery



For more information, visit:
[pepperl-fuchs.com/pf-echo](https://www.pepperl-fuchs.com/pf-echo)

Highlights

- Cost-efficient radar sensor with basic functionality for automatic doors
- Highest quality standards in product design and development—for maximum reliability
- Increased durability due to solid electronic and mechanical design
- Quick and easy commissioning using push buttons and visible angle marking
- Especially compact and customizable housing color—for discreet integration into any door design