

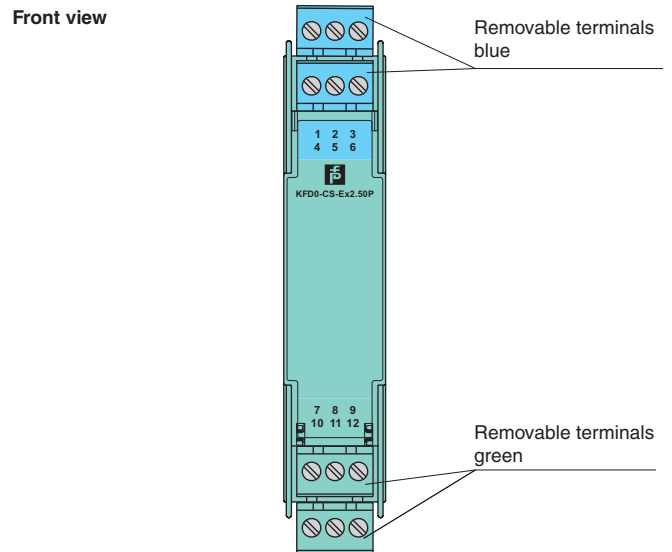
Features

- 2-channel isolated barrier
- 24 V DC supply (loop powered)
- Current input/output 4 mA ... 20 mA
- transmitter power supply
- Accuracy 0.1 %
- Reverse polarity protection
- Up to SIL 2 acc. to IEC 61508

Function

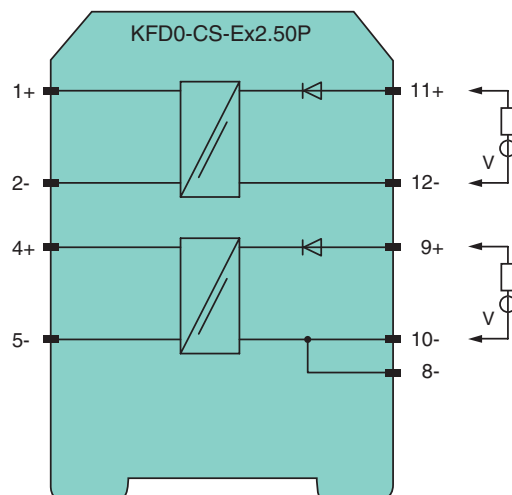
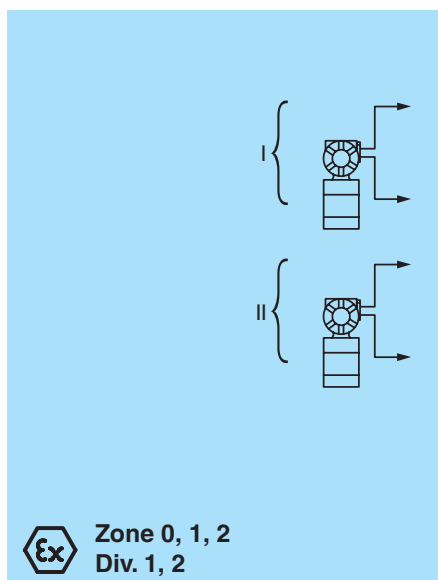
This isolated barrier is used for intrinsic safety applications. The device can be used as a repeater or transmitter power supply for 2-wire transmitters. This device is loop powered. No additional power supply has to be connected. Use the technical data to verify that proper voltage is available to the field devices.

Assembly



SIL 2

Connection



**Zone 2
Div. 2**

Release date 2017-08-09 14:20 Date of issue 2017-08-09 072145_eng.xml

Refer to "General Notes Relating to Pepperl+Fuchs Product Information".

General specifications		
Signal type		Analog input/analog output
Functional safety related parameters		
Safety Integrity Level (SIL)		SIL 2
Supply		
Rated voltage	U_r	loop powered
Control circuit		
Connection		terminals 12-, 11+; 8-, 10-, 9+
Voltage		5 ... 35 V DC
Current		4 ... 20 mA
Power dissipation		at 20 mA and $U_{in} < 24.3 V$: < 250 mW per channel at 20 mA and $U_{in} > 24.3 V$: < 500 mW per channel
Field circuit		
Connection		terminals 1+, 2-; 4+, 5-
Voltage		for $5V < U_{in} < 24.3V$: $\geq 0.9 \times U_{in} - (0.37 \times \text{current in mA}) - 1.0$ for $U_{in} > 24.3 V$: $\geq 21 V - (0.36 \times \text{current in mA})$
Short-circuit current		at $U_{in} > 24.3 V$: $\leq 65 mA$
Transfer current		$\leq 40 mA$
Transfer characteristics		
Accuracy		0.1 %
Deviation		
After calibration		$\leq \pm 20 \mu A$; incl. calibration, linearity, hysteresis and load fluctuations at the field side up to a load of 1 k Ω at 20 °C (68 °F)
Influence of ambient temperature		$\leq \pm 2 \mu A/K$ at $U_{in} \leq 20 V$; $\leq \pm 5 \mu A/K$ at $U_{in} > 20 V$
Rise time		$\leq 5 ms$ at bounce from 4 ... 20 mA and $U_{in} < 24 V$
Galvanic isolation		
Field circuit/control circuit		safe electrical isolation acc. to IEC/EN 60079-11, voltage peak value 375 V
Indicators/settings		
Labeling		space for labeling at the front
Directive conformity		
Electromagnetic compatibility		
Directive 2014/30/EU		EN 61326-1:2013 (industrial locations)
Conformity		
Electromagnetic compatibility		NE 21:2006
Degree of protection		IEC 60529:2001
Protection against electrical shock		UL 61010-1
Ambient conditions		
Ambient temperature		-20 ... 60 °C (-4 ... 140 °F)
Mechanical specifications		
Degree of protection		IP20
Connection		screw terminals
Mass		approx. 100 g
Dimensions		20 x 107 x 115 mm (0.8 x 4.2 x 4.5 inch) , housing type B1
Mounting		on 35 mm DIN mounting rail acc. to EN 60715:2001
Data for application in connection with hazardous areas		
EU-Type Examination Certificate		BAS 98 ATEX 7343
Marking		Ex II (1)G [Ex ia Ga] IIC, II (1)D [Ex ia Da] IIIC, I (M1) [Ex ia Ma] I (-20 °C $\leq T_{amb} \leq 60$ °C)
Voltage	U_o	25.2 V
Current	I_o	93 mA
Power	P_o	585 mW
Control circuit		
Maximum safe voltage	U_m	250 V _{eff} (Attention! The rated voltage can be lower.)
Field circuit		
Maximum safe voltage	U_m	250 V _{eff} (Attention! The rated voltage can be lower.)
Certificate		TÜV 99 ATEX 1499 X
Marking		Ex II 3G Ex nA II T4 [device in zone 2]
Galvanic isolation		
Field circuit/control circuit		safe electrical isolation acc. to IEC/EN 60079-11, voltage peak value 375 V
Directive conformity		
Directive 2014/34/EU		EN 60079-0:2012+A11:2013 , EN 60079-11:2012 , EN 60079-15:2010
International approvals		
FM approval		
Control drawing		116-0129
UL approval		

Release date 2017-08-09 14:20 Date of issue 2017-08-09 072145_eng.xml

Refer to "General Notes Relating to Pepperl+Fuchs Product Information".

Pepperl+Fuchs Group
www.pepperl-fuchs.com

USA: +1 330 486 0002
pa-info@us.pepperl-fuchs.com

Germany: +49 621 776 2222
pa-info@de.pepperl-fuchs.com

Singapore: +65 6779 9091
pa-info@sg.pepperl-fuchs.com

Control drawing	116-0173 (cULus)
IECEX approval	IECEX BAS 05.0004
Approved for	[Ex ia Ga] IIC, [Ex ia Da] IIIC, [Ex ia Ma] I
General information	
Supplementary information	Observe the certificates, declarations of conformity, instruction manuals, and manuals where applicable. For information see www.pepperl-fuchs.com .

Release date 2017-08-09 14:20 Date of issue 2017-08-09 072145_eng.xml

Refer to "General Notes Relating to Pepperl+Fuchs Product Information".

Pepperl+Fuchs Group
www.pepperl-fuchs.com

USA: +1 330 486 0002
pa-info@us.pepperl-fuchs.com

Germany: +49 621 776 2222
pa-info@de.pepperl-fuchs.com

Singapore: +65 6779 9091
pa-info@sg.pepperl-fuchs.com