



# HART MUX Secondary Module

## KFD0-HMS-16

- 16-channel
- No external power required
- HART field device input (revision 5 to 7)
- Used with HART MUX primary module KFD2-HMM-16
- Up to SIL 3 acc. to IEC/EN 61508

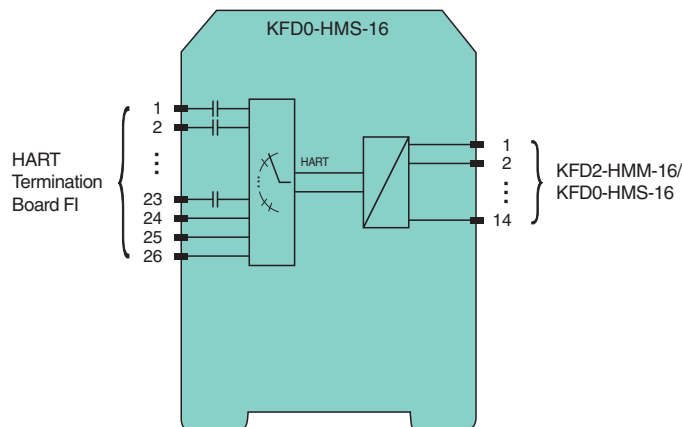
### HART MUX Secondary Module



### Function

The HART MUX secondary module operates up to 16 analog field devices. The secondary module can be operated only with the HART MUX primary module KFD2-HMM-16 and is powered by the primary module across a 14-pin flat cable connection. Up to 15 secondary modules can be connected to the primary module. The secondary module address is set with a 16-position rotary switch (addresses 1 ... 16). If only one secondary module is connected to the primary module, then the secondary module address should be 1. If multiple secondary modules are connected, secondary modules must be assigned addresses in ascending order. The analog signals are fed into the secondary module by means of a 26-pin flat cable. Sixteen leads are reserved for the HART signal of the analog measurement circuits. The remaining 10 leads are assigned to ground.

### Connection



Zone 2

### Technical Data

Functional safety related parameters	
Safety Integrity Level (SIL)	SIL 3
Supply	
Connection	via 14-channel flat cable from the KFD2-HMM-16 primary module
HART signal channels (non-intrinsically safe)	
Conformity	HART field device input (revision 5 to 7)
Connection	26-pin flat cable for analog connections 14-pin flat cable for primary module/secondary module connection between KFD2-HMM-16 and KFD0-HMS-16
Leakage current	< 3 µA at -20 ... 85 °C (-4 ... 185 °F)

Release date: 2024-11-20 Date of issue: 2024-11-20 Filename: 231291\_eng.pdf

Refer to "General Notes Relating to Pepperl+Fuchs Product Information".

Pepperl+Fuchs Group  
www.pepperl-fuchs.com

USA: +1 330 486 0002  
pa-info@us.pepperl-fuchs.com

Germany: +49 621 776 2222  
pa-info@de.pepperl-fuchs.com

Singapore: +65 6779 9091  
pa-info@sg.pepperl-fuchs.com

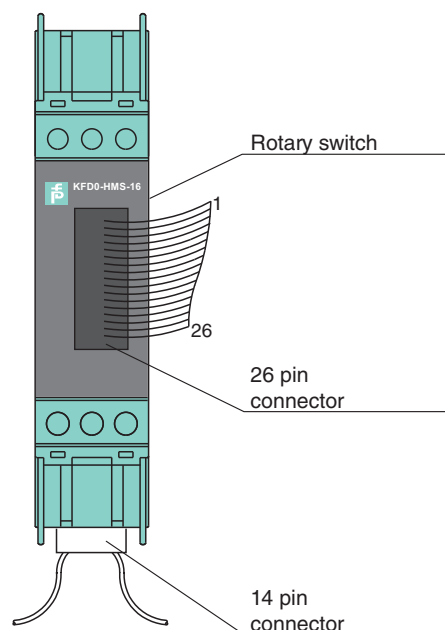
**PF** PEPPERL+FUCHS

## Technical Data

Terminating resistor	external 230 ... 500 $\Omega$ standard (up to 1000 $\Omega$ possible)
Output voltage	$\geq 400$ mV <sub>ss</sub> (with the terminator resistance specified above)
Output resistance	100 $\Omega$ or smaller, capacitive coupling
Input impedance	according to HART specification
Input voltage range	0.08 ... 4 V <sub>ss</sub> ; typ. $\pm 5.2$ V as local reference
<b>Indicators/settings</b>	
Labeling	space for labeling at the front
<b>Directive conformity</b>	
Electromagnetic compatibility	
Directive 2014/30/EU	EN 61326-1:2013 (industrial locations)
<b>Conformity</b>	
Degree of protection	IEC 60529:2001
<b>Ambient conditions</b>	
Ambient temperature	-20 ... 65 °C (-4 ... 149 °F)
<b>Mechanical specifications</b>	
Degree of protection	IP20
Mass	approx. 100 g
Dimensions	20 x 93 x 115 mm (0.8 x 3.7 x 4.5 inch) (W x H x D) , housing type B1
Mounting	on 35 mm DIN mounting rail acc. to EN 60715:2001
<b>Data for application in connection with hazardous areas</b>	
Certificate	PF 07 CERT 1143 X
Marking	Ⓜ II 3G Ex nA IIC T4 Gc
Directive conformity	
Directive 2014/34/EU	EN 60079-0:2012+A11:2013 , EN 60079-15:2010
<b>General information</b>	
Supplementary information	Observe the certificates, declarations of conformity, instruction manuals, and manuals where applicable. For information see <a href="http://www.pepperl-fuchs.com">www.pepperl-fuchs.com</a> .

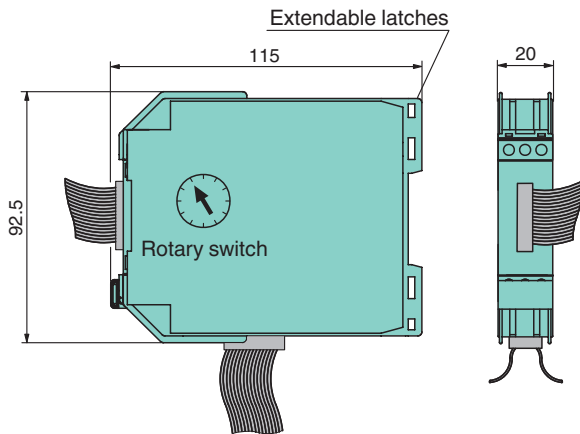
## Assembly

### Front view



# Commissioning

## Dimensions



Release date: 2024-11-20 Date of issue: 2024-11-20 Filename: 231291\_eng.pdf

Refer to "General Notes Relating to Pepperl+Fuchs Product Information".

Pepperl+Fuchs Group  
www.pepperl-fuchs.com

USA: +1 330 486 0002  
pa-info@us.pepperl-fuchs.com

Germany: +49 621 776 2222  
pa-info@de.pepperl-fuchs.com

Singapore: +65 6779 9091  
pa-info@sg.pepperl-fuchs.com