



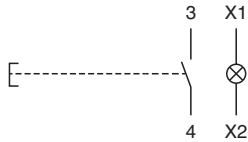
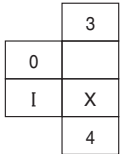
## Control Unit Ex e, Stainless Steel, Illuminated Pushbutton

### LCS1.IGIX.B.1

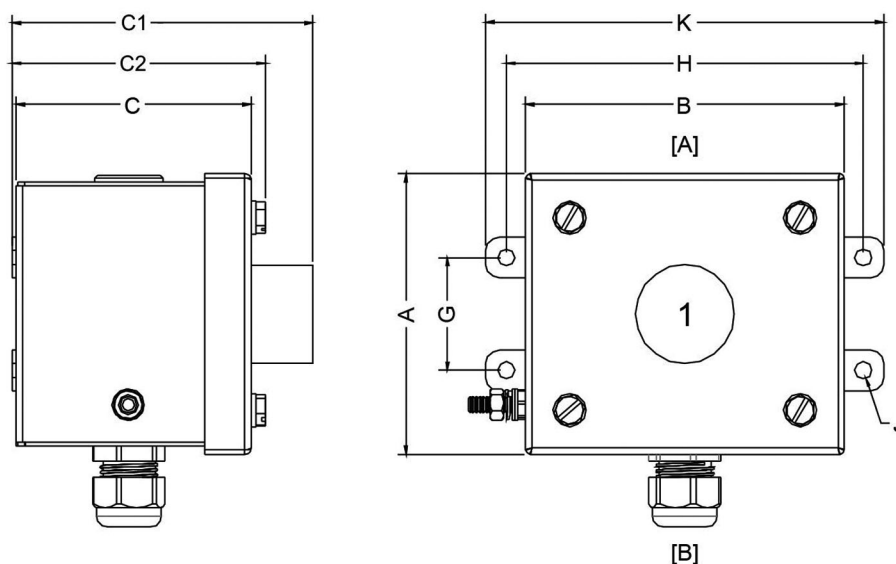
- Illuminated pushbutton, green - 1x NO
- Stainless Steel enclosure
- Ex de and Ex tb certified
- Installation in Zone 1, Zone 2, Zone 21 and Zone 22
- Top face stopping plug polyamide, 1x M20; bottom face cable gland polyamide, 1x M20
- Degree of protection IP66



## Connection



## Dimensions



Dimension values see data table.  
Image and drawing are generic for this device type and may deviate from the specific variant.

### Legend

A	Height
B	Width
C	Depth
C1	Depth with operating element
C2	Depth with screws
G	Mounting holes distance, vertical
H	Mounting holes distance, horizontal
J	Mounting holes diameter
K	Maximum external dimension with mounting brackets
[A] ... [B]	Cable entry faces

## Technical Data

### Electrical specifications

Operating voltage	250 V max.
Operating current	16 A max.
Terminal capacity	2.5 mm <sup>2</sup>
Terminal torque	0.8 Nm
Function	illuminated pushbutton
Color	green

## Technical Data

Contact configuration	1x NO
Usage category	AC15 - 12 ... 250 V AC - 10 A DC13 - 12 ... 24 V DC - 1 A
Number of poles	1
Operator action	spring return
<b>Mechanical specifications</b>	
Enclosure range	LCS
Enclosure cover	fully detachable
Cover fixing	stainless steel A4 (V4A) hexagonal head screws
Screws	M6
Number	4
Tightening torque	2 Nm
Degree of protection	IP66
<b>Cable entry face A</b>	
M20 quantity	1
M20 series	Stopping Plugs, Plastic
M20 type	SP.PE.M20.*
<b>Cable entry face B</b>	
M20 quantity	1
M20 series	Cable Glands, Plastic
M20 type	CG.PEDS1.M20.*
M20 clamping range	6 ... 12 mm
Defined entry area	face A and face B
<b>Material</b>	
Enclosure	1.5 mm AISI 316L, (1.4404) stainless steel
Finish	electropolished
Seal	one piece closed cell silicone
Mass	0.7 kg
<b>Dimensions</b>	
Height (A)	102 mm
Width (B)	116 mm
Depth (C)	85.5 mm
External dimension with operating element (C1)	100 mm
External dimension with screws (C2)	92.2 mm
Mounting holes distance (G)	41 mm
Mounting holes distance (H)	130 mm
Mounting holes diameter (J)	6.1 mm
Maximum external dimension (K)	145 mm
<b>Tightening torque</b>	
Nut torque at enclosure (SW1)	see datasheets of cable glands
Grounding	M6 internal/external brass grounding bolt
<b>Ambient conditions</b>	
Ambient temperature	-40 ... 55 °C (-40 ... 131 °F) @ T4 -40 ... 40 °C (-40 ... 104 °F) @ T6
<b>Data for application in connection with hazardous areas</b>	
EU-type examination certificate	CML 16 ATEX 3009X
Marking	⊕ II 2 GD Ex db eb mb IIC T* Gb Ex tb IIIC T** °C Db T6/T80 °C @ Ta +40 °C T4/T130 °C @ Ta +55 °C
<b>International approvals</b>	
IECEx approval	IECEx CML 16.0008X
UKCA approval	CML 22 UKEX 2550X

Release date: 2023-04-11 Date of issue: 2023-04-11 Filename: 267116\_eng.pdf

Refer to "General Notes Relating to Pepperl+Fuchs Product Information".

Pepperl+Fuchs Group  
www.pepperl-fuchs.comUSA: +1 330 486 0002  
pa-info@us.pepperl-fuchs.comGermany: +49 621 776 2222  
pa-info@de.pepperl-fuchs.comSingapore: +65 6779 9091  
pa-info@sg.pepperl-fuchs.com
 PEPPERL+FUCHS

## Technical Data

Further approvals	on request: CCC, ECAS, IA
<b>Conformity</b>	
Degree of protection	EN 60529
Usage category	IEC / EN 60947
CE marking	0080 or 0102, see type label
<b>General information</b>	
Supplementary information	EC-Type Examination Certificate, Statement of Conformity, Declaration of Conformity, Attestation of Conformity and instructions have to be observed where applicable. For information see <a href="http://www.pepperl-fuchs.com">www.pepperl-fuchs.com</a> .
<b>Accessories</b>	
Optional accessories	engraved traffolyte tag label engraved AISI 316L stainless steel tag label color in-fill stainless steel tag label M6 internal/external stainless steel grounding bolt