



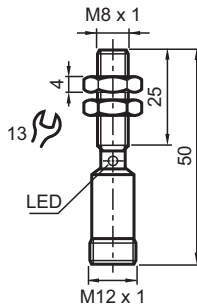
Inductive sensor

NMB3-8GM50-E2-C-V1

- 3 mm flush
- Stainless steel sensing face
- Increased operating distance
- Weld Immune



Dimensions



Technical Data

General specifications

Switching function		Normally open (NO)
Output type		PNP
Rated operating distance	s_n	3 mm
Installation		flush
Output polarity		DC
Assured operating distance	s_a	0 ... 2.43 mm
Reduction factor r_{Al}		0.3
Reduction factor r_{Cu}		0.2
Reduction factor r_{304}		0.7

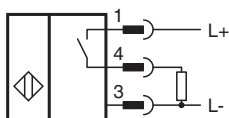
Release date: 2024-01-16 Date of issue: 2024-01-16 Filename: 912295_eng.pdf

Refer to "General Notes Relating to Pepperl+Fuchs Product Information".

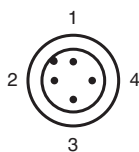
Technical Data

Reduction factor r_{S137}		1
Output type		3-wire
Nominal ratings		
Operating voltage	U_B	10 ... 30 V DC
Switching frequency	f	0 ... 5 Hz
Hysteresis	H	5 ... 15 typ. 10 %
Reverse polarity protection		reverse polarity protected
Short-circuit protection		pulsing
Voltage drop	U_d	≤ 2 V
Operating current	I_L	0 ... 100 mA
Off-state current	I_r	0 ... 10 μ A typ. 0.1 μ A at 25 °C
No-load supply current	I_o	≤ 10 mA
Switching state indicator		LED, red
Mag. Field strength, AC fields		250 mT
Mag. Field strength, DC fields		250 mT
Compliance with standards and directives		
Standard conformity		
Standards		EN 60947-5-2:2007 IEC 60947-5-2:2007
Approvals and certificates		
UL approval		cULus Listed, General Purpose
CCC approval		CCC approval / marking not required for products rated ≤ 36 V
Ambient conditions		
Ambient temperature		-25 ... 75 °C (-13 ... 167 °F)
Mechanical specifications		
Connection type		Connector plug M12 x 1 , 4-pin
Housing material		Xylan coated - Stainless steel 1.4305 / AISI 303
Sensing face		Xylan coated - Stainless steel 1.4305 / AISI 303
Degree of protection		IP67
Dimensions		
Length		50 mm
Diameter		8 mm

Connection



Connection Assignment



Connection Assignment

Wire colors in accordance with EN 60947-5-2

1		BN	(brown)
2		WH	(white)
3		BU	(blue)
4		BK	(black)