

Power Supply

KFA6-STR-1.24.500

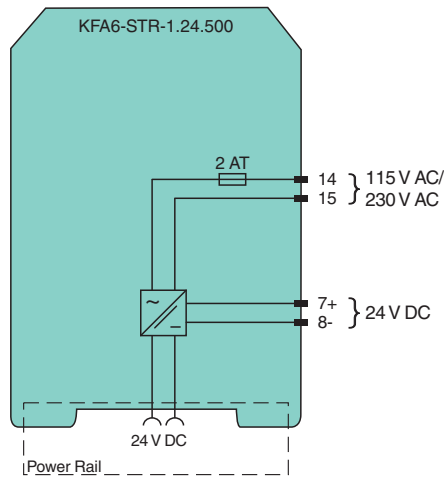
- 115/230 V AC supply
- Output 24 V DC, 500 mA
- Electronic short circuit protection
- Power Rail connection



Function

This regulated power supply provides 24 V DC, at 500 mA. The KFA6-STR-1.24.500 features removable terminals and mounts directly on the Power Rail. This allows usage as Power Rail supply as well as stand alone power supply.

Connection



Technical Data

Supply

Connection	terminals 14, 15	
Rated voltage	U_r	90 ... 253 V AC , 48 ... 63 Hz
Fusing	back-up fuse : B characteristic: 16 A B characteristic: 10 A B characteristic: 6 A	
Power dissipation	2.5 W	

Output

Connection	Power Rail or terminals 7+, 8-	
Current	500 mA at 60 °C (140 °F) , permanent short-circuit protection (electronic)	
Output rated operating current	max. 500 mA	
Output voltage	24 V DC	

Galvanic isolation

Release date: 2021-12-20 Date of issue: 2021-12-20 Filename: 046544_eng.pdf

Refer to "General Notes Relating to Pepperl+Fuchs Product Information".

Pepperl+Fuchs Group
www.pepperl-fuchs.com

USA: +1 330 486 0002
pa-info@us.pepperl-fuchs.com

Germany: +49 621 776 2222
pa-info@de.pepperl-fuchs.com

Singapore: +65 6779 9091
pa-info@sg.pepperl-fuchs.com

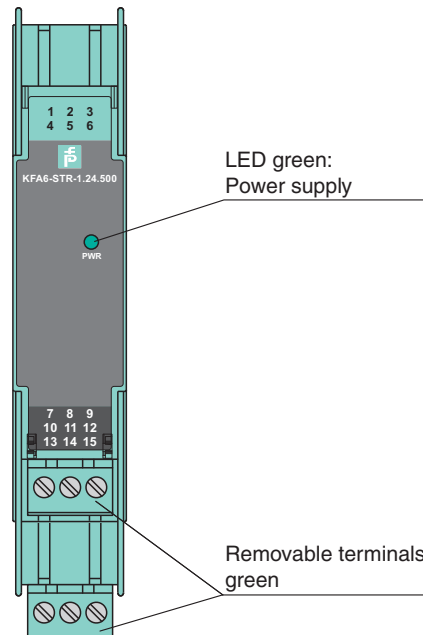
 PEPPERL+FUCHS

Technical Data


Power supply/Output	safe isolation acc. to DIN VDE 0106, rated insulation voltage 253 V _{eff}
Indicators/settings	
Display elements	LED
Labeling	space for labeling at the front
Directive conformity	
Electromagnetic compatibility	
Directive 2014/30/EU	EN 55022:2010 , EN 61000-4-2:2009 , EN 61000-4-3:2006+A1:2008 , EN 61000-4-4:2012 , EN 61000-4-5:2014 , EN 61000-4-6:2014 , EN 61000-4-11:2004 , EN 61000-6-2:2005+AC:2005 , EN 61000-6-3:2007+A1:2011
Low voltage	
Directive 2014/35/EU	EN 60950-1:2006+A1:2010+A2:2013
Conformity	
Insulation coordination	EN 50178
Galvanic isolation	EN 50178
Degree of protection	IEC 60529
Ambient conditions	
Ambient temperature	-20 ... 60 °C (-4 ... 140 °F)
Mechanical specifications	
Degree of protection	IP20
Connection	screw terminals
Mass	approx. 140 g
Dimensions	20 x 119 x 115 mm (0.8 x 4.7 x 4.5 inch) (W x H x D) , housing type B2
Mounting	on 35 mm DIN mounting rail acc. to EN 60715:2001
General information	
Supplementary information	Observe the certificates, declarations of conformity, instruction manuals, and manuals where applicable. For information see www.pepperl-fuchs.com .

Assembly



Front view



Matching System Components

	K-DUCT-GY	Profile rail, wiring comb field side, gray
---	------------------	--

Accessories

	KF-ST-5GN	Terminal block for KF modules, 3-pin screw terminal, green
	KF-CP	Red coding pins, packaging unit: 20 x 6