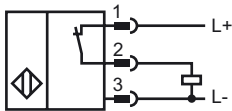
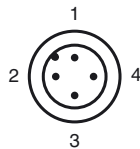


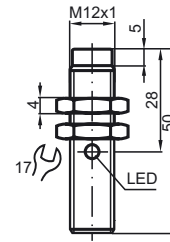
**Model Number**

NBN4-12GM40-E3-V1

**Connection****Pinout**

Wire colors in accordance with EN 60947-5-2

1	BN
2	WH
3	BU
4	BK

**Dimensions****Technical Data****General specifications**

Switching element function	PNP	Break function
Rated operating distance	$s_n$	4 mm
Installation		not embeddable
Assured operating distance	$s_a$	0 ... 3.24 mm
Reduction factor $r_{Al}$		0.45
Reduction factor $r_{Cu}$		0.4
Reduction factor $r_{V2A}$		0.75
Reduction factor $r_{Si37}$		

**Nominal ratings**

Operating voltage	$U_B$	10 ... 30 V
Switching frequency	$f$	0 ... 800 Hz
Hysteresis	$H$	typ. %
Reverse polarity protection		protected against reverse polarity
Short-circuit protection		pulsing
Voltage drop	$U_d$	$\leq 3$ V
Operating current	$I_L$	0 ... 100 mA
Off-state current	$I_r$	0 ... 0.5 mA typ. 0.1 $\mu$ A at 25 °C
No-load supply current	$I_0$	$\leq 15$ mA
Indication of the switching state		LED, yellow

**Standard conformity**

Standards	IEC / EN 60947-5-2:2004
-----------	-------------------------

**Ambient conditions**

Ambient temperature	-25 ... 70 °C (248 ... 343 K)
---------------------	-------------------------------

**Mechanical specifications**

Connection type	V1-connector
Core cross-section	-
Housing material	brass, nickel-plated
Sensing face	PBT
Protection degree	IP67