

Inductive sensor

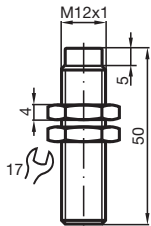
NJ4-12GM-N-V1



- 4 mm non-flush
- Usable up to SIL 2 acc. to IEC 61508



Dimensions



Technical Data

General specifications

Switching function		Normally closed (NC)
Output type		NAMUR
Rated operating distance	s_n	4 mm
Installation		non-flush
Assured operating distance	s_a	0 ... 3.24 mm
Reduction factor r_{AI}		0.4
Reduction factor r_{Cu}		0.3
Reduction factor r_{304}		0.85
Output type		2-wire

Nominal ratings

Nominal voltage	U_o	8.2 V (R_i approx. 1 k Ω)
Switching frequency	f	0 ... 1500 Hz
Hysteresis	H	3 %

Release date: 2020-12-14 Date of issue: 2020-12-14 Filename: 106426_eng.pdf

Refer to "General Notes Relating to Pepperl+Fuchs Product Information".

Pepperl+Fuchs Group
www.pepperl-fuchs.com

USA: +1 330 486 0001
fa-info@us.pepperl-fuchs.com

Germany: +49 621 776 1111
fa-info@de.pepperl-fuchs.com

Singapore: +65 6779 9091
fa-info@sg.pepperl-fuchs.com

PF PEPPERL+FUCHS

Technical Data

Current consumption	
Measuring plate not detected	min. 3 mA
Measuring plate detected	≤ 1 mA
Functional safety related parameters	
MTTF _d	11774 a
Mission Time (T _M)	20 a
Diagnostic Coverage (DC)	0 %
Compliance with standards and directives	
Standard conformity	
NAMUR	EN 60947-5-6:2000 IEC 60947-5-6:1999
Standards	EN 60947-5-2:2007 EN 60947-5-2/A1:2012 IEC 60947-5-2:2007 IEC 60947-5-2 AMD 1:2012
Approvals and certificates	
IECEX approval	
Equipment protection level Ga	IECEX PTB 11.0037X
Equipment protection level Gb	IECEX PTB 11.0037X
Equipment protection level Da	IECEX PTB 11.0037X
Equipment protection level Mb	IECEX PTB 11.0037X
ATEX approval	
Equipment protection level Ga	PTB 00 ATEX 2048 X
Equipment protection level Gb	PTB 00 ATEX 2048 X
Equipment protection level Da	PTB 00 ATEX 2048 X
EAC conformity	TR CU 012/2011
FM approval	
Control drawing	116-0165
UL approval	
Ordinary Location	E87056
Hazardous Location	E501628
Control drawing	116-0452
CSA approval	cCSAus Listed, General Purpose
CCC approval	
Hazardous Location	2020322315002255
NEPSI approval	
NEPSI certificate	GYJ16.1393X
Marine approval	DNVGL TAA00001A5
Ambient conditions	
Ambient temperature	-25 ... 100 °C (-13 ... 212 °F)
Mechanical specifications	
Connection type	Connector plug
Housing material	Stainless steel 1.4305 / AISI 303
Sensing face	PBT
Degree of protection	IP67
Connector	
Threading	M12 x 1
Number of pins	4
General information	
Scope of delivery	2 self locking nuts in scope of delivery
Use in the hazardous area	see instruction manuals

Release date: 2020-12-14 Date of issue: 2020-12-14 Filename: 106426_eng.pdf

Refer to "General Notes Relating to Pepperl+Fuchs Product Information".

Pepperl+Fuchs Group
www.pepperl-fuchs.com

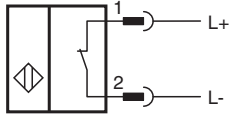
USA: +1 330 486 0001
fa-info@us.pepperl-fuchs.com

Germany: +49 621 776 1111
fa-info@de.pepperl-fuchs.com

Singapore: +65 6779 9091
fa-info@sg.pepperl-fuchs.com

 PEPPERL+FUCHS

Connection






Connection Assignment



Wire colors in accordance with EN 60947-5-6

- 1 | BN (brown)
- 2 | BU (blue)

Accessories

	V1-G-N-2M-PUR	Female cordset single-ended M12 straight A-coded, 2-pin, PUR cable blue, NAMUR
	BF 12	Mounting flange, 12 mm
	V1-W-N-2M-PUR	Female cordset single-ended M12 angled A-coded, 2-pin, PUR cable blue, NAMUR

Release date: 2020-12-14 Date of issue: 2020-12-14 Filename: 106426_eng.pdf