


# Inductive sensor

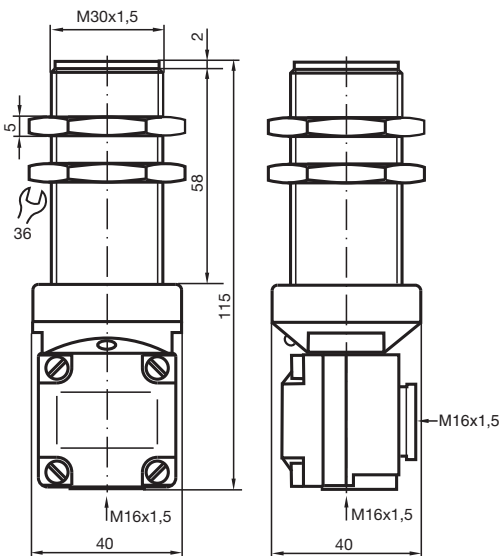
## NJ10-30GKK-N



- 10 mm flush
- Usable up to SIL 2 acc. to IEC 61508



### Dimensions



### Technical Data

#### General specifications

Switching function		Normally closed (NC)
Output type		NAMUR
Rated operating distance	$s_n$	10 mm
Installation		flush
Assured operating distance	$s_a$	0 ... 8.1 mm
Reduction factor $r_{AI}$		0.4
Reduction factor $r_{Cu}$		0.3
Reduction factor $r_{304}$		0.85
Output type		2-wire

#### Nominal ratings

Nominal voltage	$U_o$	8.2 V ( $R_i$ approx. 1 k $\Omega$ )
Switching frequency	$f$	0 ... 300 Hz
Current consumption		

Release date: 2020-12-15 Date of issue: 2020-12-15 Filename: 106475\_eng.pdf

Refer to "General Notes Relating to Pepperl+Fuchs Product Information".

Pepperl+Fuchs Group  
www.pepperl-fuchs.com

USA: +1 330 486 0001  
fa-info@us.pepperl-fuchs.com

Germany: +49 621 776 1111  
fa-info@de.pepperl-fuchs.com

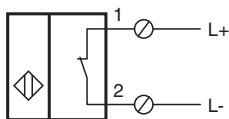
Singapore: +65 6779 9091  
fa-info@sg.pepperl-fuchs.com

**PEPPERL+FUCHS**

## Technical Data

Measuring plate not detected	min. 3 mA
Measuring plate detected	≤ 1 mA
<b>Functional safety related parameters</b>	
MTTF <sub>d</sub>	4560 a
Mission Time (T <sub>M</sub> )	20 a
Diagnostic Coverage (DC)	0 %
<b>Compliance with standards and directives</b>	
Standard conformity	
NAMUR	EN 60947-5-6:2000 IEC 60947-5-6:1999
Standards	EN 60947-5-2:2007 EN 60947-5-2/A1:2012 IEC 60947-5-2:2007 IEC 60947-5-2 AMD 1:2012
<b>Approvals and certificates</b>	
IECEX approval	
Equipment protection level Gb	IECEX PTB 11.0037X
Equipment protection level Da	IECEX PTB 11.0037X
Equipment protection level Mb	IECEX PTB 11.0037X
ATEX approval	
Equipment protection level Gb	PTB 00 ATEX 2048 X
Equipment protection level Da	PTB 00 ATEX 2048 X
FM approval	
Control drawing	116-0165
UL approval	cULus Listed, General Purpose
CSA approval	cCSAus Listed, General Purpose
CCC approval	
Hazardous Location	2020322315002255
NEPSI approval	
NEPSI certificate	GYJ16.1393X
<b>Ambient conditions</b>	
Ambient temperature	-25 ... 100 °C (-13 ... 212 °F)
<b>Mechanical specifications</b>	
Connection type	terminal compartment
Core cross-section	up to 2.5 mm <sup>2</sup> , stripped insulation length: 7 mm
Connection (system side)	M16 x 1.5 cable gland at sensor tail and laterally, usable thread length at sensor tail 5.5 mm/laterally 7.5 mm
Housing material	PBT
Sensing face	PBT
Degree of protection	IP66 / IP67
<b>General information</b>	
Use in the hazardous area	see instruction manuals

## Connection



**Accessories**

	<p><b>BF 30</b></p>	<p>Mounting flange, 30 mm</p>
---	---------------------	-------------------------------

Release date: 2020-12-15 Date of issue: 2020-12-15 Filename: 106475\_eng.pdf

Refer to "General Notes Relating to Pepperl+Fuchs Product Information".

Pepperl+Fuchs Group  
www.pepperl-fuchs.com

USA: +1 330 486 0001  
fa-info@us.pepperl-fuchs.com

Germany: +49 621 776 1111  
fa-info@de.pepperl-fuchs.com

Singapore: +65 6779 9091  
fa-info@sg.pepperl-fuchs.com