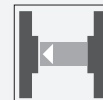




Safety thru-beam sensor

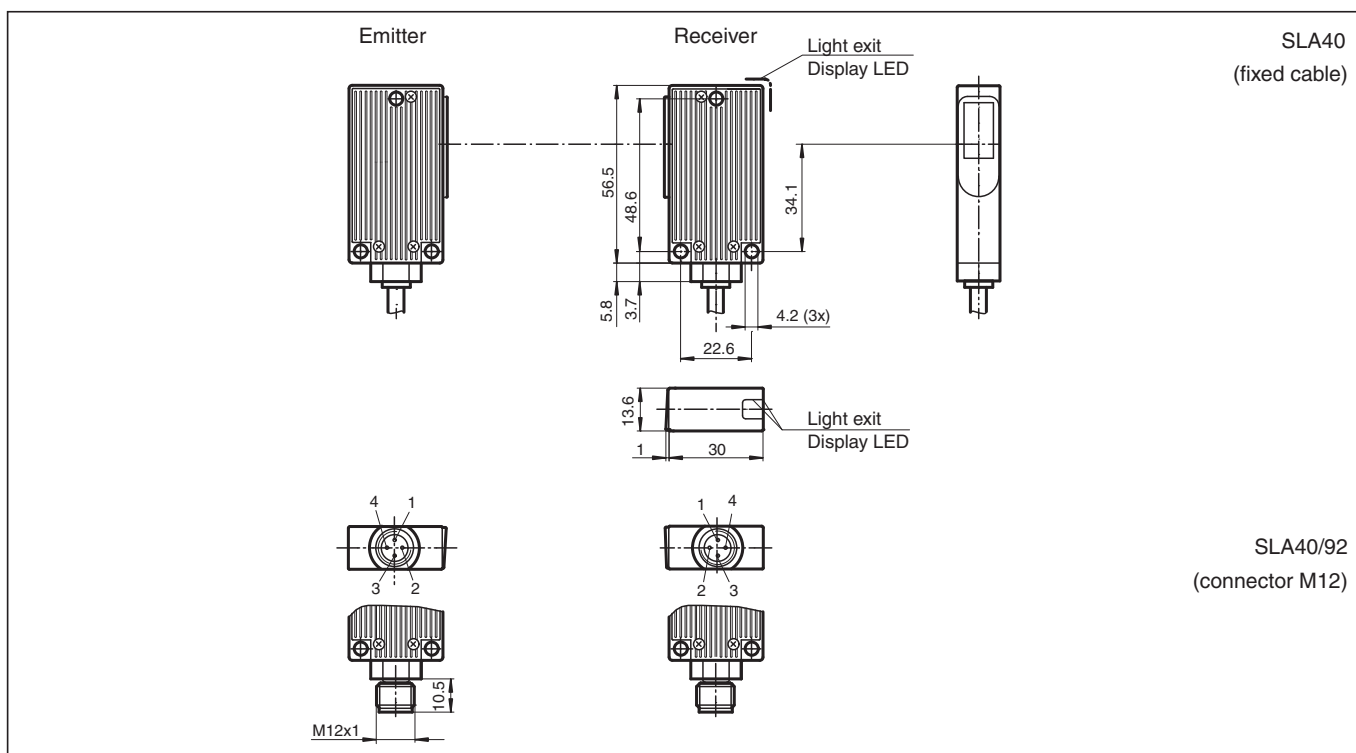
SLA40/33 K=10m



- Sensing range up to 4 m
- Self-monitoring (type 4 according to IEC/EN 61496-1)
- Red transmission light
- Clearly visible LED functional display and pre-fault indicator on the receiver
- Metal housing
- Connection via M12 connector or fixed cable
- Operation on control units of SB4 (SafeBox)
- Degree of protection IP67 optional



Dimensions



Technical Data

System components

Emitter	SLA40-T/33 K=10M
Receiver	SLA40-R/33 K=10M

General specifications

Effective detection range	0 ... 4 m
Light source	LED
Light type	modulated visible red light
Tests	IEC/EN 61496
Safety type according to IEC/EN 61496	4
Marking	CE

Release date: 2020-11-09 Date of issue: 2020-11-09 Filename: 114416_eng.pdf

Refer to "General Notes Relating to Pepperl+Fuchs Product Information".

Pepperl+Fuchs Group
www.pepperl-fuchs.com

USA: +1 330 486 0001
fa-info@us.pepperl-fuchs.com

Germany: +49 621 776 1111
fa-info@de.pepperl-fuchs.com

Singapore: +65 6779 9091
fa-info@sg.pepperl-fuchs.com

PF PEPPERL+FUCHS

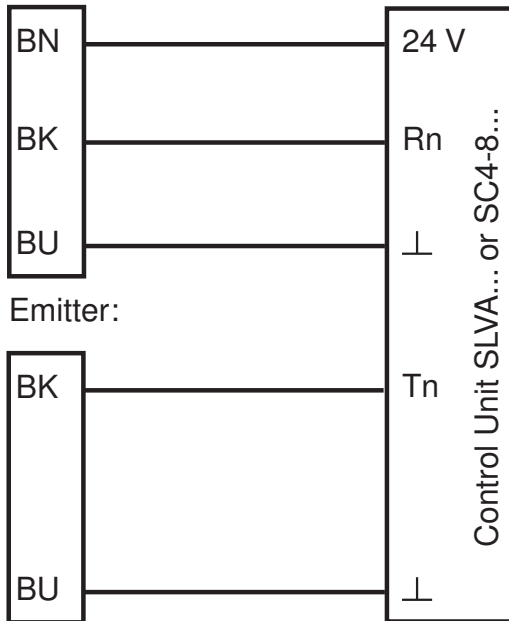
Technical Data

Target size		static: 10 mm dynamic: 30 mm (at v = 1.6 m/s of the obstacle)
Angle of divergence		< 5 °
Functional safety related parameters		
Safety Integrity Level (SIL)		SIL 3
Performance level (PL)		PL e
Category		Cat. 4
Mission Time (T _M)		20 a
PFH _d		4.4 E-10
Type		4
Indicators/operating means		
Function indicator		LED yellow/green in receiver: off: Interruption yellow: transmission green: reception with sufficient stability control
Pre-fault indicator		LED functional display yellow
Electrical specifications		
Operating voltage	U _B	Power supply via control unit
Conformity		
Functional safety		ISO 13849-1
Product standard		EN 61496-1 ; IEC 61496-2
Approvals and certificates		
CE conformity		CE
CCC approval		CCC approval / marking not required for products rated ≤36 V
Approvals		TÜV
Ambient conditions		
Ambient temperature		-20 ... 60 °C (-4 ... 140 °F)
Storage temperature		-20 ... 70 °C (-4 ... 158 °F)
Relative humidity		max. 95 %, not condensing
Mechanical specifications		
Degree of protection		IP65
Connection		10 m, 0.25 mm ² fixed cable
Material		
Housing		diecast aluminum, RLA 1021 (yellow) painted
Optical face		glass pane
Mass		per 100 g

Connection

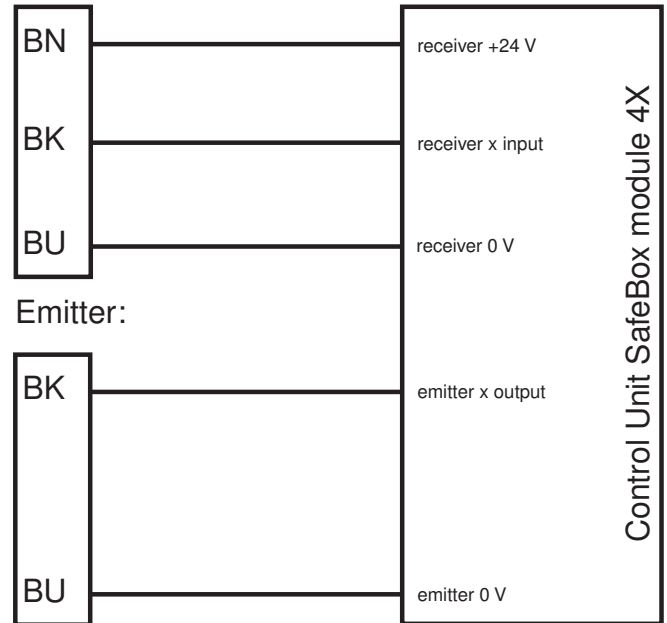
Design with fixed cable

Receiver:



Design with fixed cable

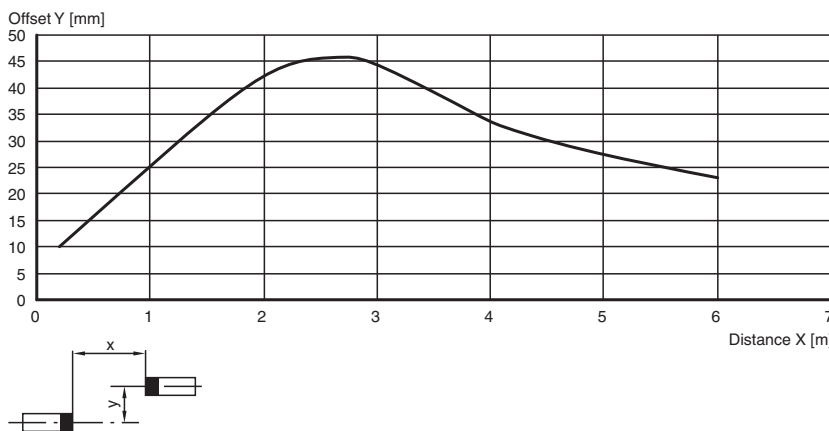
Receiver:



Characteristic Curve

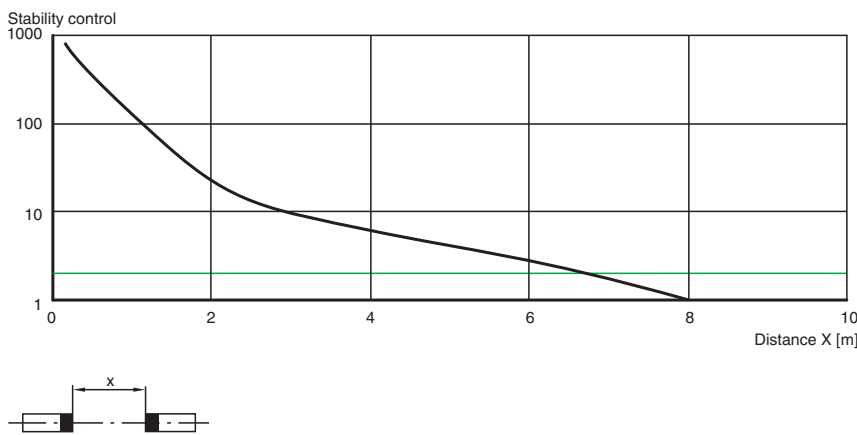
Characteristic response curve

SLA40




Relative received light strength

SLA40



Release date: 2020-11-09 Date of issue: 2020-11-09 Filename: 114416_eng.pdf





Matching System Components

	SB4-OR-4XP-B-4159	Safety control unit
	SB4-OR-4XP	Safety control unit
	SB4-OR-4XP-B	SB4 series safety control unit with 1 optional module slot for functional enhancement
	SB4-OR-4XP-B-B	SB4 series safety control unit with optional module slots for functional enhancement
	SB4-OR-4XP-B-B-B	SB4 series safety control unit with optional module slots for functional enhancement
	SB4-OR-4XP-B-B-B-B	SB4 series safety control unit with optional module slots for functional enhancement
	SB4-OR-4XP-B-B-B-B-B	SB4 series safety control unit with optional module slots for functional enhancement
	SB4-OR-4XP-B-4158	Safety control unit
	SB4-OR-4XP-3819	Safety control unit
	SB4-OR-4XP-4M	Safety control unit
	SB4-OR-4XP-4MD	Safety control unit
	SB4-OR-4XP-4M-4136	Safety control unit of series SB4
	SB4-OR-4XP-4X	Safety control unit
	SB4-OR-4XP-4X-3819	Safety control unit
	SB4-OR-4XP-4136	Safety control unit of series SB4

Release date: 2020-11-09 Date of issue: 2020-11-09 Filename: 114416_eng.pdf

Accessories

	OMH-40	Mounting bracket
	SLA-1-M	Deviation mirror

Release date: 2020-11-09 Date of issue: 2020-11-09 Filename: 114416_eng.pdf

Refer to "General Notes Relating to Pepperl+Fuchs Product Information".

Pepperl+Fuchs Group
www.pepperl-fuchs.com

USA: +1 330 486 0001
fa-info@us.pepperl-fuchs.com

Germany: +49 621 776 1111
fa-info@de.pepperl-fuchs.com

Singapore: +65 6779 9091
fa-info@sg.pepperl-fuchs.com

System accessories

Control units

SB4 (SafeBox)

Cable sockets (only option /92)

straight:V1-G-2M-PVC

V1-G-5M-PVC

V1-G-10M-PVC

angled:V1-W-2M-PVC

V1-W-5M-PVC

V1-W-10M-PVC

Mounting aids

OMH-40

Further accessories

Redirection mirror

SLA-1-M