

Switch Amplifier

WE77/Ex-2 115V

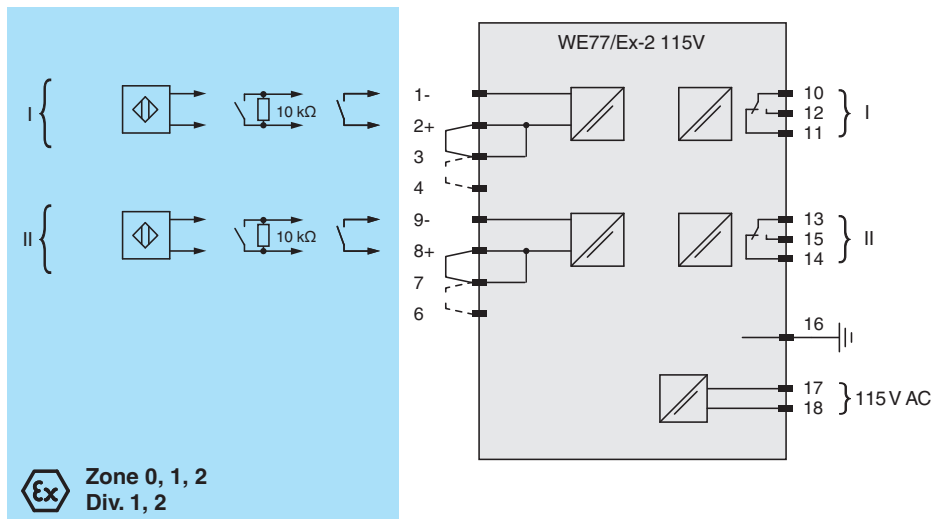
- 2-channel
- Control circuit EEx ia IIC
- 115 V AC supply voltage
- Reversible mode of operation
- Lead breakage (LB) monitoring
- 1 relay contact output (change-over contact) per channel



Function

The device transfers digital signals into hazardous areas. Sensors per EN 60947-5-6 (NAMUR) or mechanical contacts may be used as transmitters. The control circuit is monitored for lead breakage (LB).

Connection



Release date: 2023-01-05 Date of issue: 2023-01-05 Filename: 129200_eng.pdf

Refer to "General Notes Relating to Pepperl+Fuchs Product Information".

Pepperl+Fuchs Group
www.pepperl-fuchs.com

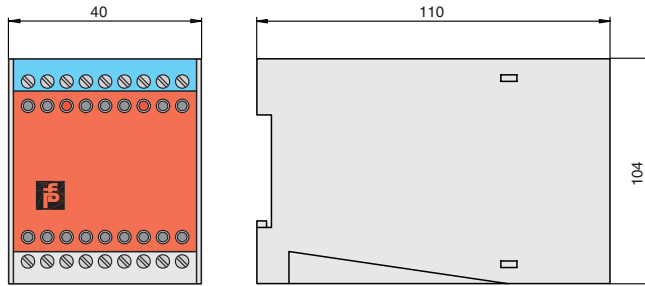
USA: +1 330 486 0002
pa-info@us.pepperl-fuchs.com

Germany: +49 621 776 2222
pa-info@de.pepperl-fuchs.com

Singapore: +65 6779 9091
pa-info@sg.pepperl-fuchs.com

PEPPERL+FUCHS

Dimensions



Technical Data

General specifications	
Signal type	Digital Input
Supply	
Connection	terminals 17, 18
Rated voltage	U_r 103.5 ... 126 V AC, 45 ... 65 Hz
Power dissipation	2.5 W
Power consumption	approx. 3.2 VA
Input	
Connection side	field side
Connection	terminals 1-, 2+; 8+, 9-
Rated values	acc. to EN 60947-5-6 (NAMUR), see manual for electrical data
Open circuit voltage/short-circuit current	approx. 8 V DC / approx. 8 mA
Switching point/switching hysteresis	1.2 ... 2.1 mA / approx. 0.2 mA
Pulse/Pause ratio	min. 0.5 ms / min. 0.5 ms
Line fault detection	breakage $I \leq 0.1$ mA
Output	
Connection side	control side
Connection	terminals 10, 11, 12; 13, 14, 15
Output	signal ; relay
Contact loading	253 V AC/2 A/500 VA/cos ϕ min. 0,7; 125 V AC/4 A/500 VA cos ϕ min. 0,7; 40 V DC/2 A/80 W ohmic load
Energized/De-energized delay	approx. 10 ms / approx. 20 ms
Mechanical life	10^7 switching cycles
Transfer characteristics	
Switching frequency	< 10 Hz
Galvanic isolation	
Input/Output	reinforced insulation according to IEC/EN 61010-1, rated insulation voltage 300 V _{eff}
Input/power supply	reinforced insulation according to IEC/EN 61010-1, rated insulation voltage 300 V _{eff}
Output/power supply	basic insulation according to IEC/EN 61010-1, rated insulation voltage 300 V _{eff}
Indicators/settings	
Display elements	LEDs
Directive conformity	
Electromagnetic compatibility	
Directive 2014/30/EU	EN 61326-1:2013 (industrial locations)
Low voltage	
Directive 2014/35/EU	EN 61010-1:2010

Release date: 2023-01-05 Date of issue: 2023-01-05 Filename: 129200_eng.pdf

Refer to "General Notes Relating to Pepperl+Fuchs Product Information".

Pepperl+Fuchs Group
www.pepperl-fuchs.com

USA: +1 330 486 0002
pa-info@us.pepperl-fuchs.com

Germany: +49 621 776 2222
pa-info@de.pepperl-fuchs.com

Singapore: +65 6779 9091
pa-info@sg.pepperl-fuchs.com

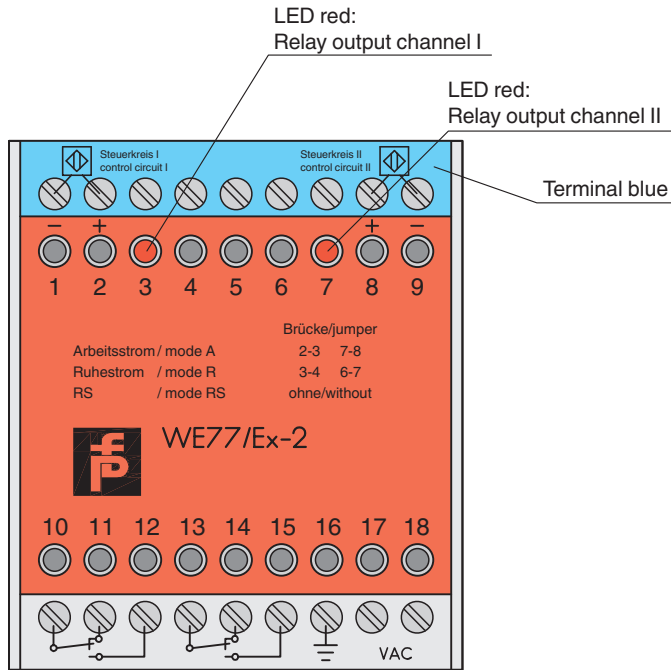
Pf PEPPERL+FUCHS

Technical Data

Conformity		
Degree of protection		IEC 60529
Ambient conditions		
Ambient temperature		-20 ... 60 °C (-4 ... 140 °F)
Mechanical specifications		
Degree of protection		IP20
Connection		screw terminals
Mass		approx. 410 g
Dimensions		60 x 104 x 110 mm (2.4 x 4.1 x 4.3 inch) (W x H x D) , housing type W2
Data for application in connection with hazardous areas		
EU-type examination certificate		PTB 02 ATEX 2065
Marking		Ⓜ II (1)GD [EEx ia] IIC [circuit(s) in zone 0/1/2]
Input		Ex ia
Voltage	U _o	13.4 V DC
Current	I _o	31 mA
Power	P _o	145 mW (trapezoid characteristic curve)
Supply		
Maximum safe voltage	U _m	126.5 V AC (Attention! The rated voltage can be lower.)
Output		
Maximum safe voltage	U _m	253 V AC (Attention! The rated voltage can be lower.)
Galvanic isolation		
Input/Output		safe electrical isolation acc. to IEC/EN 60079-11, voltage peak value 375 V
Input/power supply		safe electrical isolation acc. to IEC/EN 60079-11, voltage peak value 375 V
Directive conformity		
Directive 2014/34/EU		EN 60079-0:2012+A11:2013 , EN 60079-11:2012
International approvals		
UL approval		
Control drawing		116-0115C (cULus)
General information		
Supplementary information		Observe the certificates, declarations of conformity, instruction manuals, and manuals where applicable. For information see www.pepperl-fuchs.com .

Assembly

Front view



Release date: 2023-01-05 Date of issue: 2023-01-05 Filename: 129200_eng.pdf

Refer to "General Notes Relating to Pepperl+Fuchs Product Information".

Pepperl+Fuchs Group
 www.pepperl-fuchs.com

USA: +1 330 486 0002
 pa-info@us.pepperl-fuchs.com









Germany: +49 621 776 2222
 pa-info@de.pepperl-fuchs.com

Singapore: +65 6779 9091
 pa-info@sg.pepperl-fuchs.com









PF PEPPERL+FUCHS

Configuration

Mode of operation without lead breakage detection

Jumpers	Input	Output
Jumpers between terminals 3 and 4, terminals 6 and 7		 Relay energized
	0-Signal	
Jumpers between terminals 3 and 4, terminals 6 and 7		 Relay de-energized
	1-Signal	
Jumpers between terminals 2 and 3, terminals 7 and 8		 Relay energized
	1-Signal	
Jumpers between terminals 2 and 3, terminals 7 and 8		 Relay de-energized
	0-Signal	

Mode of operation with lead breakage detection

Jumpers	Input	Output
Without jumpers		 Relay energized
	0-Signal	
Without jumpers		 Relay de-energized
	1-Signal	
Without jumpers		 Relay de-energized
	0-Signal	
Without jumpers		 Relay de-energized
	1-Signal	

Release date: 2023-01-05 Date of issue: 2023-01-05 Filename: 129200_eng.pdf

Refer to "General Notes Relating to Pepperl+Fuchs Product Information".