



Inductive sensor NBB20-L2-A2-V1

- Sensor head bidirectional and rotatable
- 4 LEDs indicator for 360° visibility
- 20 mm flush
- 4-wire DC
- Quick mounting bracket



Dimensions



Technical Data

General specifications

| | | |
|----------------------------|-------|---------------|
| Switching function | | complementary |
| Output type | | PNP |
| Rated operating distance | s_n | 20 mm |
| Installation | | flush |
| Output polarity | | DC |
| Assured operating distance | s_a | 0 ... 16.2 mm |
| Actual operating distance | s_r | 18 ... 22 mm |
| Reduction factor r_{AI} | | 0.33 |
| Reduction factor r_{Cu} | | 0.31 |

Release date: 2023-06-14 Date of issue: 2023-06-14 Filename: 187548_eng.pdf

Refer to "General Notes Relating to Pepperl+Fuchs Product Information".

Pepperl+Fuchs Group
www.pepperl-fuchs.com

USA: +1 330 486 0001
fa-info@us.pepperl-fuchs.com

Germany: +49 621 776 1111
fa-info@de.pepperl-fuchs.com

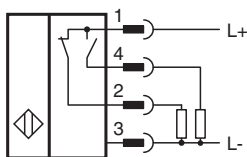
Singapore: +65 6779 9091
fa-info@sg.pepperl-fuchs.com

PF PEPPERL+FUCHS

Technical Data

| | | |
|---|-----------|---|
| Reduction factor r_{304} | | 0.74 |
| Reduction factor r_{Brass} | | 0.41 |
| Output type | | 4-wire |
| Nominal ratings | | |
| Operating voltage | U_B | 10 ... 30 V DC |
| Switching frequency | f | 0 ... 440 Hz |
| Hysteresis | H | typ. 5 % |
| Reverse polarity protection | | reverse polarity protected |
| Short-circuit protection | | pulsing |
| Voltage drop | U_d | ≤ 2 V |
| Operating current | I_L | 0 ... 200 mA |
| Off-state current | I_r | 0 ... 0.5 mA |
| No-load supply current | I_0 | ≤ 20 mA |
| Time delay before availability | t_v | 80 ms |
| Operating voltage indicator | | LED, green |
| Switching state indicator | | LED, yellow |
| Functional safety related parameters | | |
| MTTF _d | | 1289 a |
| Mission Time (T_M) | | 20 a |
| Diagnostic Coverage (DC) | | 0 % |
| Compliance with standards and directives | | |
| Standard conformity | | |
| Standards | | EN 60947-5-2:2007 EN 60947-5-2/A1:2012 IEC 60947-5-2:2007 IEC 60947-5-2 AMD 1:2012 |
| Approvals and certificates | | |
| Protection class | | II |
| Rated insulation voltage | U_i | 253 V |
| Rated impulse withstand voltage | U_{imp} | 4000 V |
| UL approval | | cULus Listed, General Purpose |
| CCC approval | | CCC approval / marking not required for products rated ≤ 36 V |
| Ambient conditions | | |
| Ambient temperature | | -25 ... 85 °C (-13 ... 185 °F) |
| Storage temperature | | -40 ... 85 °C (-40 ... 185 °F) |
| Mechanical specifications | | |
| Connection type | | Connector plug M12 x 1 , 4-pin |
| Housing material | | PA |
| Sensing face | | PA |
| Degree of protection | | IP68 / IP69K |
| Cable | | |
| Cable diameter | | 3.3 mm \pm 0.15 mm |
| Mass | | 130 g |

Connection







Connection Assignment



Wire colors in accordance with EN 60947-5-2

| | | |
|---|----|---------|
| 1 | BN | (brown) |
| 2 | WH | (white) |
| 3 | BU | (blue) |
| 4 | BK | (black) |

Accessories

| | | |
|---|--------------------|---|
|  | V1-G-2M-PUR | Female cordset single-ended M12 straight A-coded, 4-pin, PUR cable grey |
|  | V1-W-2M-PUR | Female cordset single-ended M12 angled A-coded, 4-pin, PUR cable grey |
|  | MHW 01 | Modular mounting bracket |
|  | MH 02-L | Mounting aid for VariKont-L |

Release date: 2023-06-14 Date of issue: 2023-06-14 Filename: 187548_eng.pdf

Refer to "General Notes Relating to Pepperl+Fuchs Product Information".

Pepperl+Fuchs Group
www.pepperl-fuchs.com

USA: +1 330 486 0001
fa-info@us.pepperl-fuchs.com

Germany: +49 621 776 1111
fa-info@de.pepperl-fuchs.com

Singapore: +65 6779 9091
fa-info@sg.pepperl-fuchs.com