



Model Number

GLV18-8-200-S/59/102/159

Diffuse mode sensor
with 3-pin, M12 x 1 plastic connector

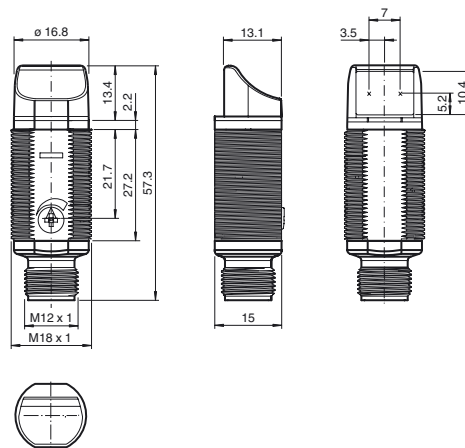
Features

- Short design in M18 plastic housing
- Sidelookerversion
- 4 LEDs indicator for 360° visibility
- Optimal price/power ratio

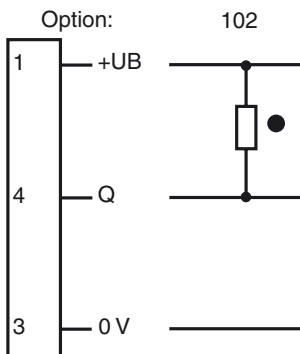
Product information

The GLV/GLK18 series sensors help improve the efficiency of machines and systems. The design of the M18 plastic housing, the connection technology, and sensor properties are highly standardized. Concentrating on the key sensor requirements has produced a robust and reliable product series for DC and AC/DC voltage systems without any over-engineering. The mounting set included in the scope of delivery and the optimized potentiometer design ensure fast assembly and easy configuration.

Dimensions

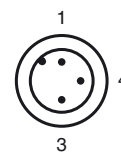


Electrical connection

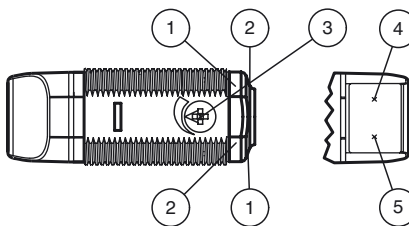


- = Light on
- = Dark on

Pinout



Indicators/operating means



| | | |
|---|------------------------|--------|
| 1 | Operating display | green |
| 2 | Signal display | yellow |
| 3 | Sensitivity adjustment | |
| 4 | Emitter | |
| 5 | Receiver | |

Release date: 2012-11-29 14:18 Date of issue: 2012-11-29 190547_eng.xml

Subject to modifications without notice

Pepperl+Fuchs Group
www.pepperl-fuchs.com

USA: +1 330 486 0001
fa-info@us.pepperl-fuchs.com

Germany: +49 621 776-4411
fa-info@pepperl-fuchs.com

Copyright Pepperl+Fuchs
Singapore: +65 6779 9091
fa-info@sg.pepperl-fuchs.com

Technical data**General specifications**

| | |
|----------------------------|--------------------------------------|
| Detection range | 50 ... 200 mm adjustable |
| Detection range max. | 0 ... 200 mm |
| Reference target | 100 mm x 100 mm Kodak white |
| Light source | LED |
| Light type | modulated visible red light , 640 nm |
| Diameter of the light spot | approx. 15 mm at 200 mm |
| Angle of divergence | approx. 4 ° |
| Optical face | lateral |
| Ambient light limit | 30000 Lux |
| Hysteresis | H < 15 % |

Functional safety related parameters

| | |
|--------------------------------|-------|
| MTTF _d | 920 a |
| Mission Time (T _M) | 20 a |
| Diagnostic Coverage (DC) | 0 % |

Indicators/operating means

| | |
|-------------------|--|
| Operating display | LED green, statically lit Power on |
| Function display | LED yellow: lights when object is detected ; flashes when falling short of the stability control |
| Controls | sensitivity adjustment |

Electrical specifications

| | | |
|------------------------|----------------|----------------|
| Operating voltage | U _B | 10 ... 30 V DC |
| No-load supply current | I ₀ | < 20 mA |

Output

| | | |
|---------------------|---|------------|
| Switching type | dark on | |
| Signal output | 1 NPN, short-circuit protected open collector | |
| Switching voltage | max. 30 V DC | |
| Switching current | max. 100 mA | |
| Voltage drop | U _d | ≤ 1.5 V DC |
| Switching frequency | f | 500 Hz |
| Response time | | ≤ 1 ms |

Ambient conditions

| | |
|---------------------|--------------------------------|
| Ambient temperature | -25 ... 60 °C (-13 ... 140 °F) |
| Storage temperature | -40 ... 70 °C (-40 ... 158 °F) |

Mechanical specifications

| | |
|-------------------|--------------------------|
| Protection degree | IP67 |
| Connection | Connector M12 x 1, 3-pin |
| Material | |
| Housing | PC |
| Optical face | PMMA |
| Connector | plastic |
| Mass | approx. 10 g |

Compliance with standards and directives

| | |
|---------------------|---|
| Standard conformity | |
| Product standard | EN 60947-5-2:2007 IEC 60947-5-2:2007 |

Approvals and certificates

| | |
|------------------|--|
| Protection class | II, rated insulation voltage ≤ 250 V AC with pollution degree 1-2 according to IEC 60664-1 |
| UL approval | cULus Listed, Class 2 Power Source |
| CCC approval | Products with a maximum operating voltage of ≤36 V do not bear a CCC marking because they do not require approval. |

Accessories**CPZ18B03**

Mounting Bracket with swivel nut

BF 18

Mounting flange, 18 mm

BF 18-F

Mounting flange with dead stop, 18 mm

BF 5-30

Universal mounting bracket for cylindrical sensors with a diameter of 5 ... 30 mm

V11-G-2M-PUR

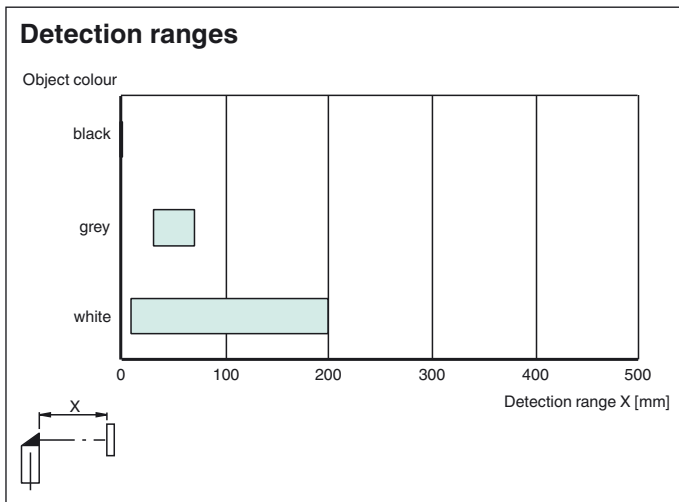
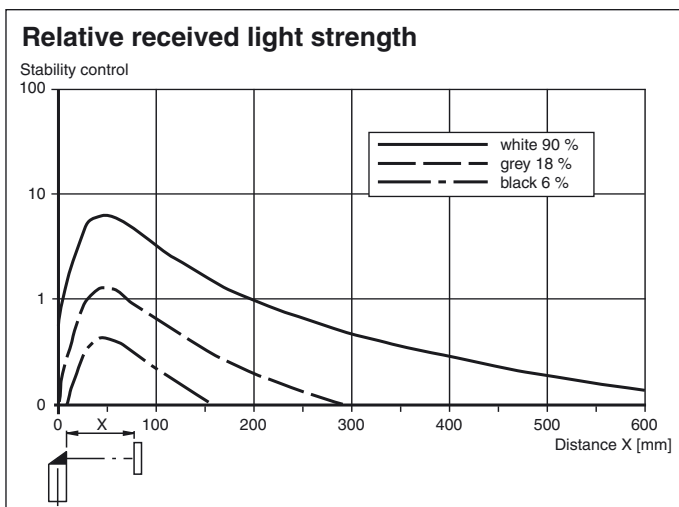
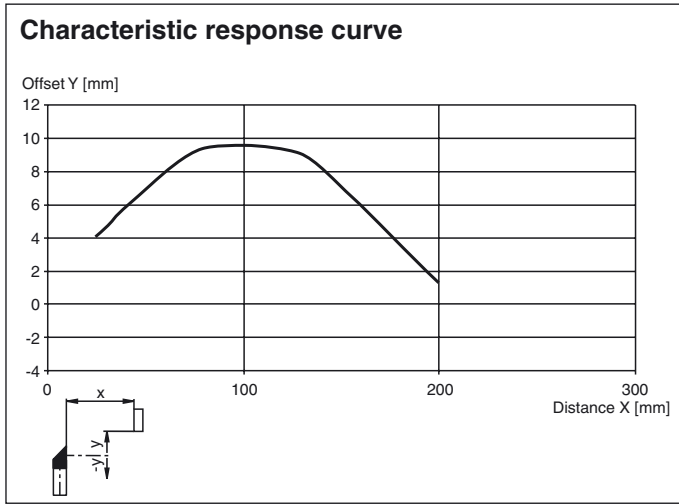
Cable socket, M12, 3-pin, PUR cable

V11-W-2M-PUR

Cable socket, M12, 3-pin, PUR cable

Other suitable accessories can be found at www.pepperl-fuchs.com

Curves/Diagrams



Release date: 2012-11-29 14:18 Date of issue: 2012-11-29 190547_eng.xml