



Model Number

ODT-MAC400-ND-RD

Stationary high-speed read device for code speeds up to 20 m/s and 60 fps, Data Matrix ECC 200 Code, straight line of sight, VGA resolution, Ethernet, RS 232

Features

- Up to 60 readings per second
- Movement speeds of up to 20 m/s
- Omni-directional reading
- Evaluation of up to 256 gray values with adaptive gray value threshold
- VGA output
- Simple focussing via laser pointers
- Integrated error image memory

Function

The stationary reader is a reading system for the recognition of data matrix codes.

With a powerful signal processor and optimized decoding algorithms, the device delivers extremely high reading speeds.

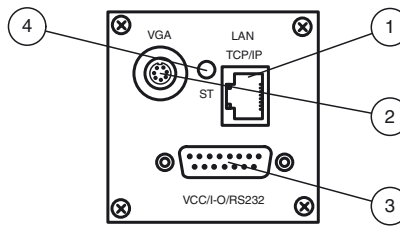
The configuration is easy and comfortable via the standard Ethernet interface using a standard web browser or via serial port.

The device is supported by an integrated laser pointer and the VGA video output. In addition, the device has an integrated error image memory.

Typical operative range of stationary readers are:

- Document handling
- Printing machines
- Identification in packaging and warehousing technology
- Detection of PCBs

Indicating / Operating means



1	Socket LAN	
2	Socket VGA	
3	Plug 24VDC + IO	
4	Status LED	yellow/red/green

Electrical connection

VGA



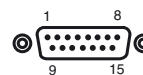
Pin	Signal
1	OUT VSYNC
2	GND
3	OUT R
4	OUT G
5	GND
6	OUT B
7	OUT HSYNC

LAN



Pin	Signal
1	TX+ Ethernet
2	TX- Ethernet
3	RX+ Ethernet
4	NC
5	NC
6	RX- Ethernet
7	NC
8	NC

VCC/I-O/RS232



Pin	Signal	Pin	Signal
1	GND	9	OUT 1
2	GND	10	OUT 2
3	GND IO	11	IN 1
4	+UB	12	NC
5	+UB	13	TX RS232
6	+UB IO	14	RX RS232
7	NC	15	IN 3
8	IN 2		

Release date: 2011-09-28 12:11 Date of issue: 2013-09-03 195821_eng.xml

Technical data**General specifications**

Light type	Integrated LED lightning (red)
Laser nominal ratings	
Note	LASER LIGHT , DO NOT STARE INTO BEAM
Laser class	2
Wave length	650 nm
Beam divergence	< 1.5 mrad
Maximum optical power output	0.5 mW
Symbologies	Data Matrix ECC 200
Read distance	60 mm
Depth of focus	± 5 mm
Reading field	30 mm x 20 mm
Modul size	≥ 0.2 mm
Sensor principle	Camera system
Evaluation frequency	max. 60 Hz
Target velocity	triggered ≤ 20 m/s
Data Matrix	
Symbol size	rectangular up to 48 x 48 modules rectangular up to 16 x 48 modules
Data format	ASCII, C40, Text, X12, Edifact, Base 256 , all according to ISO 646
Data capacity	348 numerical, 259 ASCII, 172 Byte
Orientation	omnidirectional

Nominal ratings

Camera	
Type	CMOS , Global shutter
Number of pixels	752 x 480 pixels
Gray scale	256
Image recording	real-time , Program-controlled or triggered externally

Indicators/operating means

LED indicator	for good/poor reading
---------------	-----------------------

Electrical specifications

Operating voltage	U_B	24 V DC ± 15% , PELV
No-load supply current	I_0	max. 250 mA
Power consumption	P_0	6 W

Interface

Physical	RS 232
Protocol	ASCII
Transfer rate	9600 ... 115200 Bit/s
Cable length	max. 30 m

Output

Number/Type	2 electronic outputs, PNP , optically decoupled optional up to 4 outputs
Switching voltage	to be applied externally 24 V ± 15 % PELV
Switching current	100 mA each output
Cable length	max. 30 m

Output 1

Output type	Video output, RGB (75 Ohm), 1 Vpp
Resolution	VGA, 800 x 600 pixels

Ambient conditions

Ambient temperature	0 ... 45 °C (32 ... 113 °F)
Storage temperature	-20 ... 60 °C (-4 ... 140 °F)

Mechanical specifications

Protection degree	IP20
Connection	Video: 7-pin socket Power supply/interfaces/inputs and outputs: Sub-D 15-pin UNC LAN : RJ-45 socket, 8-pin
Material	
Housing	powder coated diecast zinc
Mass	approx. 730 g

Compliance with standards and directives

Directive conformity	
EMC Directive 2004/108/EC	EN 61326-1 , EN 61000-6-4
Standard conformity	
Noise immunity	EN 61326-1
Emitted interference	EN 61000-6-4
Protection degree	EN 60529
Laser class	IEC 60825-1:2007 Complies with 21 CFR 1040.10 and 1040.11 except for deviations pursuant to Laser Notice No. 50, dated June 24, 2007

Accessories**ODZ-MAC-CAB-VIDEO**

Video cable VGA

ODZ-MAC-CAB-24V-R2-2M

Connecting cable for power supply/RS 232

ODZ-MAC-CAB-15POL-2,5M-FEMALE

Connecting cable Sub-D jack, 15-pin

ODZ-MAC-CAB-15POL-5M-FEMALE

Connecting cable Sub-D jack, 15-pin

ODZ-TRIGGERBOX-SK

Trigger box for fixed mounted readers

V45-G-10M-V45-G

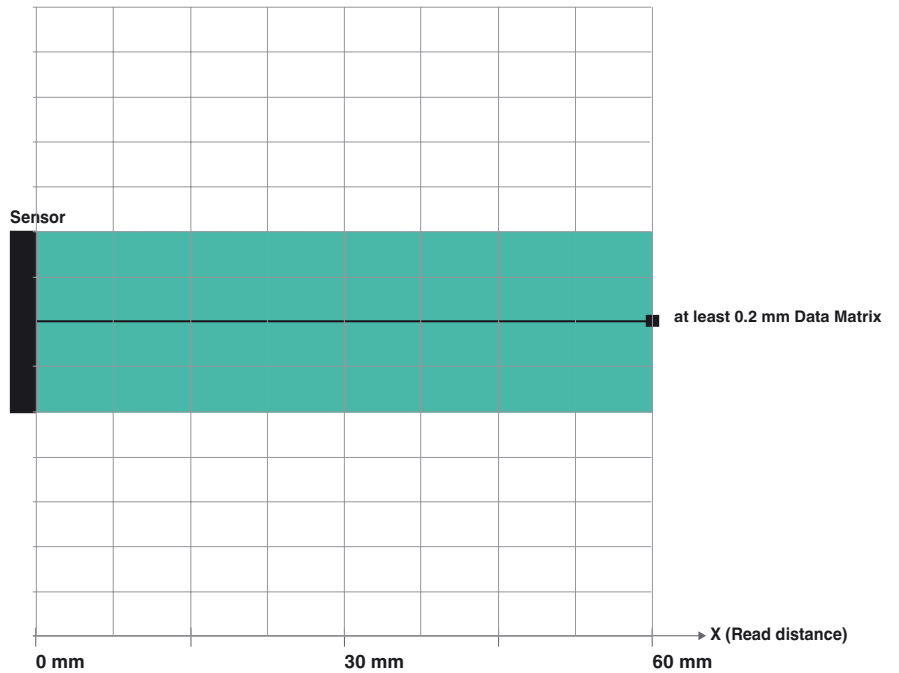
Network cable RJ-45, Category 5

ODZ-MAC-PWR-24V

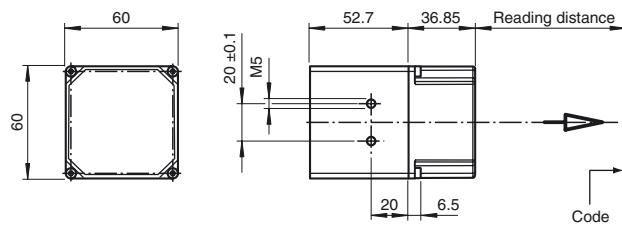
24 V DC power supply

Other suitable accessories can be found at www.pepperl-fuchs.com

Read range for various symbologies



Dimensions



Laser notice laser class 2

- The irradiation can lead to irritation especially in a dark environment. Do not point at people!
- Caution: Do not look into the beam!
- Maintenance and repairs should only be carried out by authorized service personnel!
- Attach the device so that the warning is clearly visible and readable.
- Caution – Use of controls or adjustments or performance of procedures other than those specified herein may result in hazardous radiation exposure.

Release date: 2011-09-28 12:11 Date of issue: 2013-09-03 195621_eng.xml

Refer to "General Notes Relating to Pepperl+Fuchs Product Information".

Pepperl+Fuchs Group
www.pepperl-fuchs.com

USA: +1 330 486 0001
fa-info@us.pepperl-fuchs.com

Germany: +49 621 776 4411
fa-info@de.pepperl-fuchs.com

Singapore: +65 6779 9091
fa-info@sg.pepperl-fuchs.com