



Model Number

VOS302-100

Vision sensor for complex object recognition with feature check and 16 job storage memory locations

Features

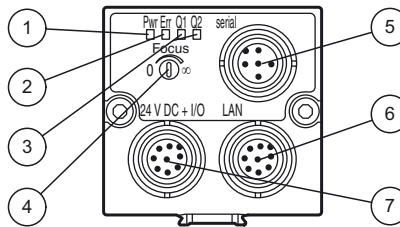
- Five selectable evaluation methods
- Offline parameterization
- 16 Jobs on-board can be saved
- Job administration
- Integrated illumination
- External focus setting

Function

The VOS302 is a versatile vision sensor suitable for detection tasks such as presence, completeness and position checks. 5 evaluation methods are available for performing these tasks. The sensor can be configured via the intuitive VOS3 Config PC interface and then operated without a PC.

In addition, up to 16 jobs can be stored in the sensor and then managed or selected during operation in the job management tool or telegram control.

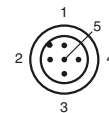
Indicating / Operating means



1	Operating LED	green
2	Error LED	red
3	Signal LED	yellow
4	Focus adjustable	
5	Serial	
6	Ethernet	
7	Power supply + I/O	

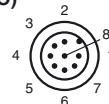
Electrical connection

Pinning according 5-pin M12-connector (serial)



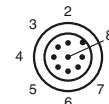
Pin	Signal	Color
1	RxD+	white
2	RxD-	brown
3	TxD+	green
4	TxD-	yellow
5	GND	grey

Pinning according 8-pin M12-connector (24 V DC + I/O)



Pin	Signal	Color
1	IN1	white (TRIGGER)
2	+24 V DC	brown
3	OUT3	green (RESULT)
4	OUT2	yellow (READY)
5	IN2	grey
6	OUT1	pink (EXT_ILL)
7	GND	blue
8	OUT4	red (POSITION)

Pinning according 8-pin M12-connector (LAN)



Pin	Signal
1	
2	
3	
4	TxD-
5	RxD+
6	TxD+
7	
8	RxD-

Release date: 2010-03-01 13:00 Date of issue: 2013-04-12 205981_eng.xml

Technical data**General specifications**

Object distance	20 ... 500 mm , nominal 100 mm
Light source	Integrated LED lightning or External lighting
Light type	White light
Approvals	CE, cULus
Picture detail	8 mm x 6 mm ... 135 mm x 100 mm , dependant of operating distance 30 mm x 22 mm At 100 mm operating distance
Trigger mode	Free-running or triggered externally
Depth of focus	± 5 % of the operating distance
Resolution	640 x 480 pixels
Capture range	adjustable

Parameterization/software

Parameter assignment	Parameterization via PC user interface VOS3-Config
Evaluations per picture	
Position detection	Can be activated/deactivated
Feature detection	1
Location tracing	Location tracing with result from position detection
Evaluation procedure	
Position detection	Focal point Touch Pattern Correlation
Feature check	Grey scale value Gradient Contrast Pattern Contour

Indicators/operating means

Operating display	LED green
Function display	LED red: fault signal , LED yellow: switching state (2x) : Position OK/features OK
Focus setting	Focus adjustable via set screw

Electrical specifications

Operating voltage	U _B	24 V DC ± 20 %
Ripple		5 V _{SS}
Operating current		200 mA without load
Protection class		2

Interface

Interface type	Ethernet 100 Mbit/s , RS 422
----------------	------------------------------

Input

Input voltage	24 V
Control input	External triggering
Switching threshold	high: ≥ 10 V, low: ≤ 3 V , trigger on the ascending edge

Output

Switching type	PNP, NO optically decoupled , short-circuit/overload protected
Switching voltage	24 V
Switching current	max. 200 mA each output
Pulse extension	adjustable

Output 1

Output type	Connection to external lighting
-------------	---------------------------------

Output 2

Output type	Ready for operation
-------------	---------------------

Output 3

Output type	All features within tolerance
-------------	-------------------------------

Output 4

Output type	Position detected/within tolerance
-------------	------------------------------------

Ambient conditions

Ambient temperature	0 ... 50 °C (32 ... 122 °F)
Storage temperature	-20 ... 60 °C (-4 ... 140 °F)
Shock resistance	< 50 g

Mechanical specifications

Protection degree	IP67
Connection	M12 connector, 5 pin ; 2 x M12 connector, 8-pin
Material	
Housing	anodized aluminum , plastic
Optical face	Plastic pane
Installation	with dove tail mounting clamp
Mass	approx. 170 g

Compliance with standards and directives

Directive conformity	
EMC Directive 2004/108/EC	EN 60947-5-2
Standard conformity	

Accessories**OMH-VOS300-K01**

Fixation clamp for series VOS300 sensors

VOL300-FL45-RT

External lighting for VOS3* Series

OMH-VOS300-01

Mounting bracket for series VOS300 sensors

VOL300-FL45-WH

External lighting for VOS3* Series

V19-G-3M-PUR ABG-V45X-G

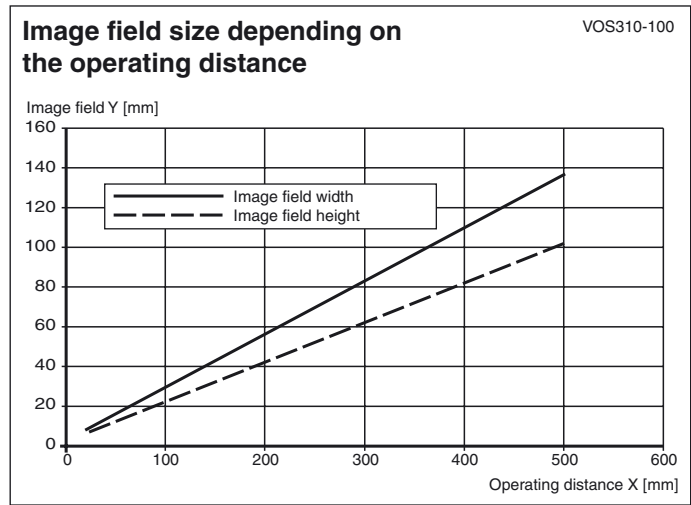
Connecting cable, M12 to RJ-45, PUR cable 8-pin

V19-G-3M-PUR ABG-V45-G

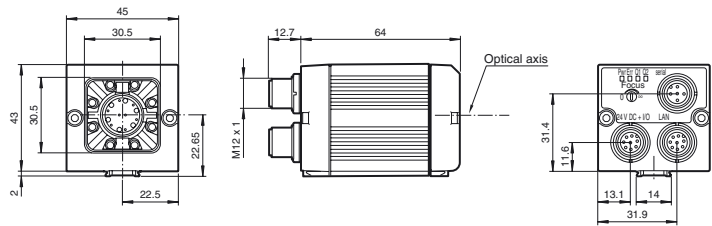
Connecting cable, M12 to RJ-45, PUR cable 8-pin

Electromagnetic compatibility	EN 61000-4-2/3/4/6
Mech. capacity	EN 60068-2-6 , EN 60068-2-27
Shock and impact resistance	EN 60947-5-2

Curves / Diagrams



Dimensions



Release date: 2010-03-01 13:00 Date of issue: 2013-04-12 205881_eng.xml