


HART Termination Board

FI-PFH-NS0137-R



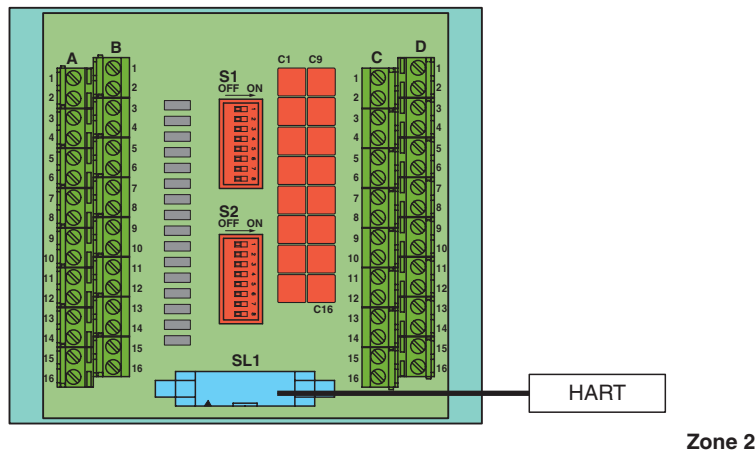
- Connection board for K-System HART Multiplexer
- 16-channel
- Interface for series connection or parallel connection
- Integrated, switchable 220 Ω resistor
- Connection via screw terminals



Function

This HART termination board has 16 terminal blocks to connect up to 16 HART field devices. It has an integrated, switchable 220 Ω load resistor and an integrated ground capacitor. It also has terminal blocks for the 4 mA ... 20 mA signal to the DCS/ PLC.
 A 26-pin flat cable K-HM26 is used for connection of each HART Multiplexers KFD*-HM*-16 to the termination board.
 Other termination boards are available. Contact Pepperl+Fuchs for details.

Connection



Technical Data

HART signal channels (non-intrinsically safe)	
Load resistor	220 Ω , switchable on
Interface	
Type	multiplexer connection : IDC plug, 26-pin
Signal lines	
Rated current	I _B max. 30 mA per channel
Indicators/settings	
Control elements	DIP switch
DIP switch	selection of operating mode: - ON: without load resistor - OFF: with load resistor
Factory setting	DIP switches S1 and S2: ON

Release date: 2024-02-27 Date of issue: 2024-02-27 Filename: 225293_eng.pdf

Refer to "General Notes Relating to Pepperl+Fuchs Product Information".

Pepperl+Fuchs Group
www.pepperl-fuchs.com

USA: +1 330 486 0002
pa-info@us.pepperl-fuchs.com

Germany: +49 621 776 2222
pa-info@de.pepperl-fuchs.com

Singapore: +65 6779 9091
pa-info@sg.pepperl-fuchs.com

PF PEPPERL+FUCHS

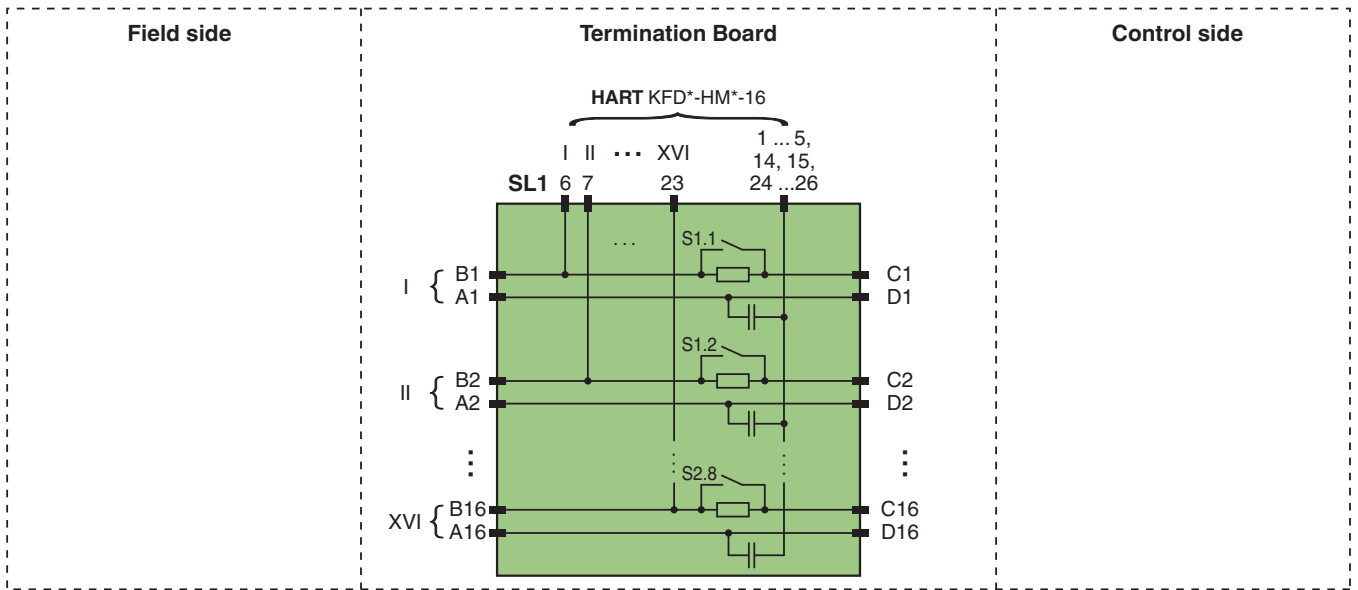
Technical Data

Directive conformity		
Electromagnetic compatibility		
Directive 2014/30/EU		EN 61326-1:2013 (industrial locations)
Conformity		
Electromagnetic compatibility		NE 21:2017 For further information see system description.
Degree of protection		IEC 60529:2001
Shock resistance		EN 60068-2-27
Vibration resistance		EN 60068-2-6
Ambient conditions		
Ambient temperature		0 ... 50 °C (32 ... 122 °F)
Storage temperature		-15 ... 50 °C (5 ... 122 °F)
Relative humidity		≤ 93 % non-condensing
Shock resistance		15 g , 11 ms
Vibration resistance		1 g , 10 ... 150 Hz
Mechanical specifications		
Degree of protection		IP20
Connection		
Field side		screw terminals , green
Control side		screw terminals , green HART : 1 x IDC plug, 26-pin
Core cross section		0.25 ... 1.5 mm ² (24 ... 16 AWG)
Material		
Housing		PVC
Mass		approx. 210 g
Dimensions		110 x 125 x 61 mm (4.3 x 4.9 x 2.4 inch) (W x H x D)
Height		125 mm
Width		110 mm
Depth		61 mm
Mounting		on 35 mm DIN mounting rail acc. to EN 60715:2001
Data for application in connection with hazardous areas		
Certificate		PF 11 CERT 1930 X
Marking		Ⓔ II 3G Ex nA IIC T4 Gc
Directive conformity		
Directive 2014/34/EU		EN IEC 60079-0:2018+AC:2020 , EN 60079-15:2010
General information		
Supplementary information		Observe the certificates, declarations of conformity, instruction manuals, and manuals where applicable. For information see www.pepperl-fuchs.com .

Release date: 2024-02-27 Date of issue: 2024-02-27 Filename: 225293_eng.pdf

Application

Typical loop



Release date: 2024-02-27 Date of issue: 2024-02-27 Filename: 225293_eng.pdf

Refer to "General Notes Relating to Pepperl+Fuchs Product Information".

Pepperl+Fuchs Group
www.pepperl-fuchs.com

USA: +1 330 486 0002
pa-info@us.pepperl-fuchs.com

Germany: +49 621 776 2222
pa-info@de.pepperl-fuchs.com

Singapore: +65 6779 9091
pa-info@sg.pepperl-fuchs.com

PFH PEPPERL+FUCHS