



Model Number

LS680-DA-EN/F1/146

Optical data coupler

Features

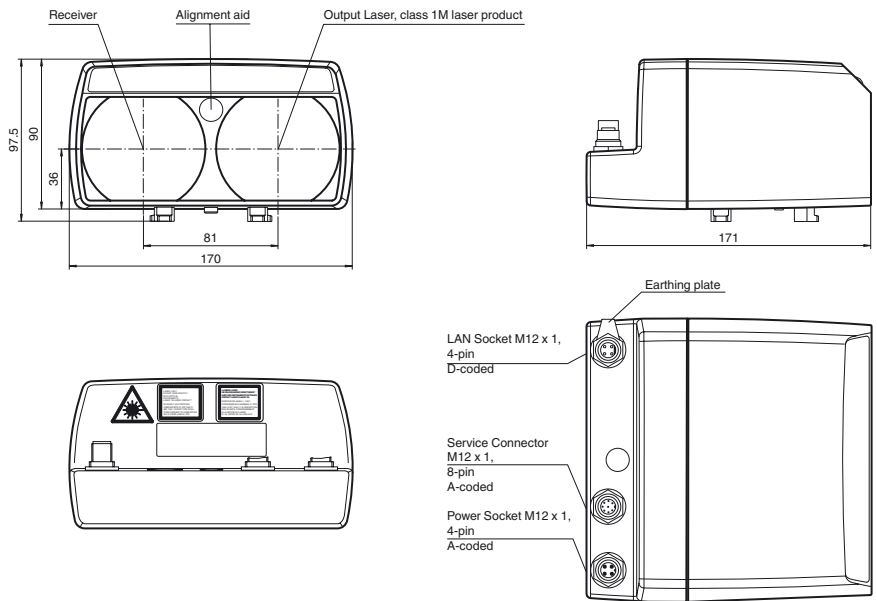
- Fast Ethernet; Powerlink; EtherCAT; Profinet
- Independent of Ethernet protocol
- Version for low temperature applications
- Plug connection for fast mounting
- No parameterization
- Line indicator for signal strength

Product information

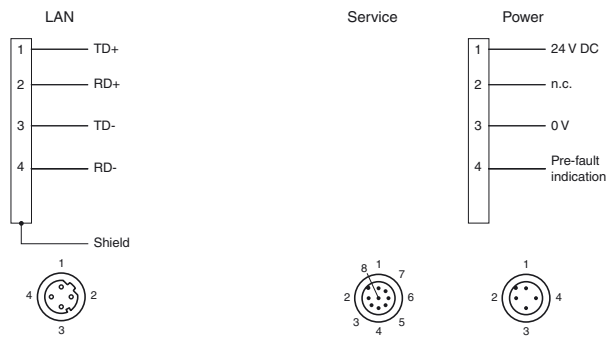
The optical data coupler serves as a connection of Ethernet modules to remote modules. These can move along an axis toward each other. The devices are optimized for conditions in high bay warehouses bays.

The physical transfer takes place protocol-free with 100 MBit/s full duplex. The data rate remains constant irrespective of distance. Telegrams are not saved, which enables immediate transfer.

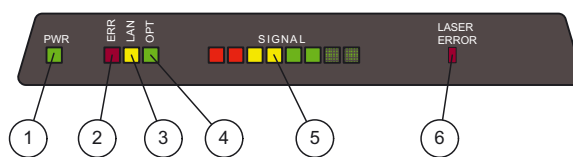
Dimensions



Electrical connection



Indicators/operating means



1	Operating indicator	green
2	Failure	red
3	LAN link	yellow
4	Opto link	green
5	Signal quality	
6	Error Laser	red

Release date: 2019-04-24 15:45 Date of issue: 2019-04-24 242865_eng.xml

Technical data**General specifications**

Effective detection range	0 ... 150 m
Threshold detection range	180 m
Light source	laser diode
Light type	modulated infrared light

Laser nominal ratings

Note INVISIBLE LASER RADIATION , DO NOT VIEW DIRECTLY WITH OPTICAL INSTRUMENTS

Laser class	1M
Wave length	785 nm
Beam divergence	15 mrad
Pulse length	8 ns
Repetition rate	62.5 MHz
Maximum optical power output	60 mW
Diameter of the light spot	1.5 m at a distance of 100 m
Angle of divergence	1 °
Ambient light limit	> 10000 Lux

Functional safety related parameters

MTTF _d	58.6 a
Mission Time (T _M)	10 a
Diagnostic Coverage (DC)	0 %

Indicators/operating means

Data flow indicator	LED green: OPTO-Link LED yellow: LAN-Link LED red: ERROR
Function indicator	Signal strength (8 LED: Red, yellow, green)

Electrical specifications

Operating voltage	U _B	18 ... 30 V DC
No-load supply current	I ₀	200 mA
Data rate		100 MBit/s (Fast Ethernet)

Interface

Interface type	100 BASE-TX
----------------	-------------

Output

Pre-fault indication output	1 PNP, inactive when falling short of the stability control , short-circuit protected, max. 200 mA
-----------------------------	--

Conformity

Laser safety	EN 60825-1:2007
--------------	-----------------

Ambient conditions

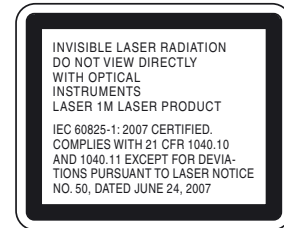
Ambient temperature	-30 ... 50 °C (-22 ... 122 °F)
Storage temperature	-30 ... 70 °C (-22 ... 158 °F)

Mechanical specifications

Housing width	170 mm
Housing height	90 mm
Degree of protection	IP65
Material	
Housing	ABS / PC
Optical face	plastic
Mass	700 g

Approvals and certificates

UL approval	cULus Listed
FDA approval	IEC 60825-1:2007 Complies with 21 CFR 1040.10 and 1040.11 except for deviations pursuant to Laser Notice No. 50, dated June 24, 2007

Laserlabel**Accessories****OMH-LS610-01**

Mounting bracket for optical data coupler

OMH-LS610-02

Direct mounting set consisting of 4 x M4 threaded inserts

OMH-LS610-03

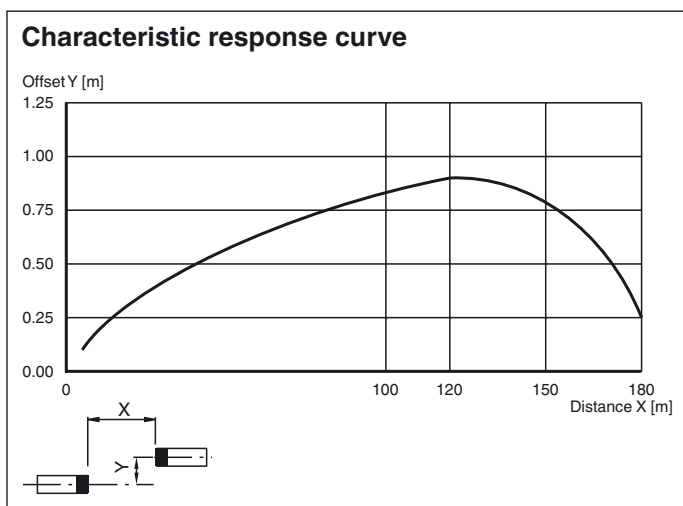
Mounting bracket with deviation mirror for optical data coupler

OMH-LS610-05

Mounting bracket for optical data coupler and distance measurement devices

Other suitable accessories can be found at www.pepperl-fuchs.com

Curves/Diagrams



Function

The LS68*-DA-EN is a device for serial data transfer in Ethernet systems. One F1 and one F2 device is needed for each data transfer link.

Data transfer

Data is transferred in both directions by means of modulated light. The information at the input interface is modulated on the carrier signal. The information is then demodulated and issued on the output interface by the receiver.

Function displays/function reserve

A red alignment LED, which can be seen from a long way off, is located on the front panel as an alignment aid. As soon as a receiver detects the transmitter light of the device opposite it, the flashing frequency of the alignment aid decreases. If the light goes out, this indicates that the devices are optimally aligned and sufficient function reserve is available. For fine adjustment, the optical data coupler also features a bar graph display (signal display) that facilitates optimum alignment.

State	weak signal	sufficient signal strength	signal with function reserve
Transmission	blocked	released	transmission with function reserve
Alignment-LED	fast flashing	slow flashing	off
Signal-indicator	red area	yellow area (at least one LED)	green area

Mounting

The device is mounted using appropriate accessories, e.g., OMH-LS610-01 for wall mounting. The x-y adjuster is pre-assembled on delivery. It is fixed in the required beam direction ($\pm 90^\circ$ rotation possible) on the mounting bracket.

Laser notice laser class 1M

- The irradiation can lead to irritation especially in a dark environment. Do not point at people!
- Caution: visible and invisible laser radiation, do not observe laser light with optical instruments such as magnifying glasses, microscopes, telescopes or binoculars!
- Maintenance and repairs should only be carried out by authorized service personnel!
- Attach the device so that the warning is clearly visible and readable.
- Caution: use of controls or adjustments or performance of procedures other than those specified herein may result in hazardous radiation exposure.

Release date: 2019-04-24 15:45 Date of issue: 2019-04-24 242865_eng.xml

Refer to "General Notes Relating to Pepperl+Fuchs Product Information".