

Inductive sensor

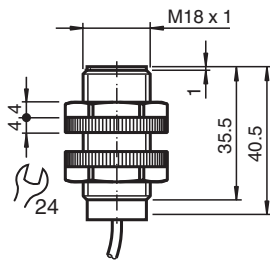
NJ3-18GK-S1N-10M



- Nonferrous targets
- 3 mm flush in ST37 / 1.0037
- Usable up to SIL 3 acc. to IEC 61508
- ATEX approval Ex-i and Ex-nA/tc for zone 0-2 and zone 20-22
- Degree of protection IP68



Dimensions



Technical Data

General specifications

Switching function		Normally open (NO)
Output type		NAMUR with safety function
Rated operating distance	s_n	3 mm
Installation		flush in mild steel
Assured operating distance	s_a	0 ... 2.4 mm
Actual operating distance	s_r	2.7 ... 3.3 mm typ.
Reduction factor r_{Al}		1
Reduction factor r_{Cu}		1
Reduction factor r_{304}		0
Safety Integrity Level (SIL)		up to SIL3 acc. to IEC 61508 Danger! In safety-related applications the sensor must be operated with a qualified fail safe interface from Pepperl+Fuchs, such as KFD2-SH-EX1. Consider the "exida Functional Safety Assessment" document which is available on www.pepperl-fuchs.com as an integral part of this product's documentation.
Output type		2-wire

Nominal ratings

Nominal voltage	U_o	8.2 V (R_i approx. 1 k Ω)
Switching frequency	f	0 ... 200 Hz

Release date: 2020-12-15 Date of issue: 2020-12-15 Filename: 250937_eng.pdf

Refer to "General Notes Relating to Pepperl+Fuchs Product Information".

Pepperl+Fuchs Group
www.pepperl-fuchs.com

USA: +1 330 486 0001
fa-info@us.pepperl-fuchs.com

Germany: +49 621 776 1111
fa-info@de.pepperl-fuchs.com

Singapore: +65 6779 9091
fa-info@sg.pepperl-fuchs.com

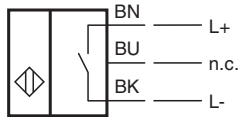
 PEPPERL+FUCHS

Technical Data


Current consumption	
Measuring plate not detected	≤ 1 mA
Measuring plate detected	≥ 3 mA
Functional safety related parameters	
Safety Integrity Level (SIL)	SIL 3
MTTF _d	10660 a
Mission Time (T _M)	20 a
Diagnostic Coverage (DC)	0 %
Compliance with standards and directives	
Standard conformity	
Standards	EN 60947-5-2:2007 EN 60947-5-2/A1:2012 IEC 60947-5-2:2007 IEC 60947-5-2 AMD 1:2012
Approvals and certificates	
IECEX approval	
Equipment protection level Ga	IECEX PTB 11.0092X
Equipment protection level Gb	IECEX PTB 11.0092X
Equipment protection level Da	IECEX PTB 11.0092X
Equipment protection level Mb	IECEX PTB 11.0092X
ATEX approval	
Equipment protection level Ga	PTB 00 ATEX 2049 X
Equipment protection level Gb	PTB 00 ATEX 2049 X
Equipment protection level Gc (ic)	PF13CERT2895 X
Equipment protection level Gc (nA)	PF15CERT3754X
Equipment protection level Da	PTB 00 ATEX 2049 X
Equipment protection level Dc (tc)	PF15CERT3774X
EAC conformity	TR CU 012/2011
UL approval	
Ordinary Location	E87056
Hazardous Location	E501628
Control drawing	116-0454
CCC approval	
Hazardous Location	2020322315002308
NEPSI approval	
NEPSI certificate	GYJ16.1392X
Ambient conditions	
Ambient temperature	-25 ... 100 °C (-13 ... 212 °F)
Mechanical specifications	
Connection type	cable silicone , 10 m
Core cross-section	0.75 mm ²
Housing material	Crastin (PBT), black
Sensing face	Crastin (PBT), black
Degree of protection	IP68
Cable	
Cable diameter	6.8 mm ± 0.2 mm
Bending radius	> 10 x cable diameter
Note	only for non-ferrous metal
General information	
Use in the hazardous area	see instruction manuals

Release date: 2020-12-15 Date of issue: 2020-12-15 Filename: 250937_eng.pdf

Connection



Accessories

	BF 18	Mounting flange, 18 mm
---	--------------	------------------------

Application

**Danger!**

In safety-related applications the sensor must be operated with a qualified fail safe interface from Pepperl+Fuchs, such as KFD2-SH-EX1.

Consider the "exida Functional Safety Assessment" document which is available on www.pepperl-fuchs.com as an integral part of this product's documentation.