


# NAMUR Resistor Network

## F-NR2-Ex1



- 1-channel
- Dry contact input
- For line fault detection (LFD)

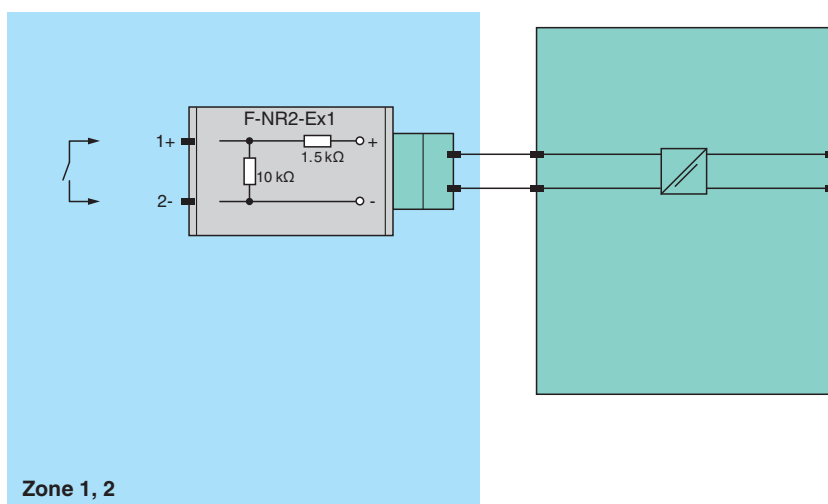
## NAMUR Resistor Network

### Function

The NAMUR Resistor Network is used to monitor lead breakage and short circuit detection in switch amplifier circuits controlled by mechanical contacts.

The component is installed directly to the control contact or inside its terminal box. The component can be used with all switch amplifiers featuring line fault detection.

### Connection



Release date: 2020-09-23 Date of issue: 2020-09-23 Filename: 258188\_eng.pdf

Refer to "General Notes Relating to Pepperl+Fuchs Product Information".

Pepperl+Fuchs Group  
www.pepperl-fuchs.com

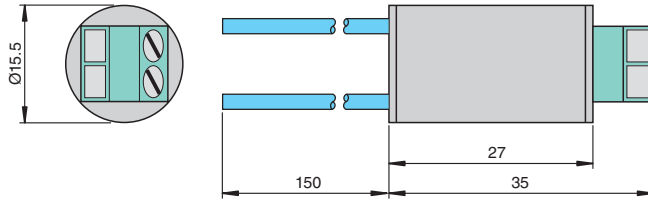
USA: +1 330 486 0002  
pa-info@us.pepperl-fuchs.com

Germany: +49 621 776 2222  
pa-info@de.pepperl-fuchs.com

Singapore: +65 6779 9091  
pa-info@sg.pepperl-fuchs.com

 **PEPPERL+FUCHS**

**Dimensions**



**Technical Data**

<b>Supply</b>		
Rated voltage	$U_r$	max. 20 V DC
<b>Electrical specifications</b>		
Resistor		1.5 k $\Omega$ /0.6 W 10 k $\Omega$ /0.6 W
<b>Ambient conditions</b>		
Ambient temperature		-40 ... 60 °C (-40 ... 140 °F)
<b>Mechanical specifications</b>		
Degree of protection		IP20
Connection		screw terminals
Core cross-section		max. 1.5 mm <sup>2</sup>
Cable		0.75 mm <sup>2</sup> x 150 mm
Mass		approx. 20 g
Dimensions		Ø15.5 x 35 mm (0.61 x 1.38 inch)
<b>Data for application in connection with hazardous areas</b>		
Certificate		DOC-0053 , see instruction manuals
Temperature class		T5
Voltage $U_i$		20 V
Power $P_i$		0.6 W
Ambient temperature		60 °C (140 °F)
Internal capacitance $C_i$		0 F
Internal inductance $L_i$		0 H
<b>General information</b>		
Supplementary information		Observe the certificates, declarations of conformity, instruction manuals, and manuals where applicable. For information see <a href="http://www.pepperl-fuchs.com">www.pepperl-fuchs.com</a> .

Release date: 2020-09-23 Date of issue: 2020-09-23 Filename: 258188\_eng.pdf